



**WEST HANTS REGIONAL MUNICIPALITY
Police Advisory Board - Meeting Agenda
January 25, 2021 - 6:30 p.m.**

**In-Person Sanford Council Chambers, 76 Morison Drive, Windsor, NS
(also Facebook (FB) Livestreamed)**

Agenda is subject to change due to additions that may not be able to be reflected until after the meeting.

1. Call Meeting to Order
2. Attendance
3. Approval of Agenda
4. Declaration(s) of Conflict of Interest
5. New Police Advisory Board (PAB) Member Introductions & Swearing In of Resident-member
 - a. Citizen and Provincial Appointment Recruitment
6. Elections
 - a. Chair
 - i. NSAPG Appointment (Nova Scotia Association of Police Governance)
 - b. Vice Chair
 - c. Recording Secretary (Susan Sypher)
7. Presentation(s)
 - a. Planning Analyst, Danielle DESJARDINS – Municipal Policing Services Agreement (MPSA) Overview
8. Business Arising from the Minutes / Old Business
 - a. No Old Business
9. New Business
 - a. PAB Training
 - b. Police Related Associations (for reference purposes)
 - i. Nova Scotia Association of Police Governance (NSAPG)
 - ii. Nova Scotia Chiefs of Police
 - iii. Canadian Association of Chiefs of Police
 - iv. Canadian Association of Police Governance (CAPG)
 - v. Atlantic Women in Law Enforcement
 - vi. Contract Management Committee – RCMP
 - vii. Others ..
 - c. Police Governance Review
 - i. Nova Scotia Police Act (high level overview)
 1. WHRM Repeal of former WH PAB Bylaw – Nov 2020
 - ii. Municipal Police Service Agreement (MPSA) Overview

- d. RCMP Member / Compliment Org Chart Review
 - i. Org Chart
 - ii. Summary of Active and In-active members
 - iii. Municipal By-Law Enforcement Supports Review
 - iv. Communications Protocol (WHRM to and from RCMP)
 - e. Strategic Planning Discussion
 - f. Motor Vehicle Act
 - i. Traffic / Speeding Complaints
 - g. Other Items ...
10. Reports
- a. Regional Activity Heat Map / Service Response Highlights
 - b. Annual Statistical Comparison
 - c. Financial Report
 - i. 2020/21 Operating year-to-date
 - ii. 2021/22 Operating Budget Indicators
 - d. General Duty Police Response Model (GDPRM) Update - CAO
 - e. Ongoing Reports
11. Correspondence
12. Meeting Adjourned
13. Next Meeting

West Hants Regional Municipality's Policing Service Agreement



Danielle Desjardins
Planning Analyst
Strategic Planning and Client Services
“H” Division RCMP





Items covered in this presentation:

- **Why Contract Policing?**
- **Key Points of a Policing Service Agreement**
- **Overview of West Hants Policing Service Agreement**





Why does the RCMP perform contract policing?

- Recognized as an effective national policing model to address the cross jurisdictional and evolving nature of crime
- Facilitates the flow of intelligence between all levels of policing
- Direct connection between municipal, provincial, territorial, national and international policing that is important to modern policing and security of provincial infrastructure and communities



Why does the RCMP perform contract policing? (cont.)

- Promotes Canadian sovereignty through the RCMP presence across Canada including in isolated communities and at Canada's borders
- RCMP members available for redeployment
- Sharing the costs and use of common police and administrative services
- Contracts with 8 provinces, 3 territories and under direct contract with approximately 150 municipalities Canada-wide



Key Points of Contract Policing

- 4 types of Policing Service Agreements; Provincial/Territorial, Municipal, Community Tripartite Agreement (First Nation Communities) and Airports
- Agreements are a business contract
- Agreements are between the Minister of Public Safety and the Province/Territory/Municipality





Key Points of Contract Policing (cont.)

- Province/Territory/Municipality sets the level of policing, budget and priorities in consultation with the RCMP
- Agreements outline the duties and responsibilities of the RCMP in administrative, financial and operational areas
- Cost share formulas between signatories dependant on population and when a policing agreement was first signed



Overview of the West Hants Policing Agreement

- MPSA signed upon amalgamation in 2020, and in effect until 2032
- Cost share ratio of 90% municipal and 10% federal for most items
- Approved resource level is determined by the Municipality
- Approved funding level is determine by the Municipality
- 3 or 5-year Multi-Year Financial Plans provided annually



Overview of the West Hants Policing Agreement

Basis of costing is a combination of direct and indirect expenditures plus shared services

Direct Expenditures:

- All operation and maintenance costs
- Cost of equipment purchases (except over 150k that are amortized)
- Security at Divisional HQ and buildings outside of the Accommodations Program





Overview of the West Hants Policing Agreement

Indirect Expenditures:

- RCMP Pension Plan, Canada Pension Plan and Employment Insurance contributions
- Cost of Divisional and Regional Administration
- Cost of recruiting, Depot training and Police Service Dog training
- Cost of Records Management System (PROS)



Overview of the West Hants Policing Agreement

Indirect Expenditures:

- Cost of Civilian Review and Complaints Commission
- Cost for legal advisory services received
- Cost of enhanced reporting and accountability capacity
- When requested, the amortized capital cost of equipment over 150k over the estimated life of the equipment, with interest





Overview of the West Hants Policing Agreement

- Municipality to provide accommodations at no cost to Canada. Where provided and maintained by the RCMP, the Municipality is charged a rental rate plus 100% of the operating and maintenance costs
- Municipality to provide support staff at no cost to Canada. When provided by the RCMP, the Municipality is charged 100% of the costs
- Member transfer and relocation costs excluded
- Costs of any civil action, compensation claims, ex-gratia payment or claim for legal fees (liability) excluded



Overview of the West Hants Policing Agreement

Deductions:

- Refunds or reimbursements with respect to any expenses paid as a direct costs
- Proceeds from the sale or disposition of equipment that costs less 150k, at the cost share ratio





Overview of the West Hants Policing Agreement

Items to highlight:

- Members on Special Leave are not billed to Municipality
- Vacancies are not billed to the Municipality
- Overtime is billed to the Municipality
- Year-end reconciliation
- Member-In-Charge (Detachment Commander) is the primary contact for the RCMP



RCMP Support Services in “H” Division

Commonly used resources:

- Forensic Identification Services
- Emergency Response Team
- Crisis Negotiators
- Police Service Dog Section
- Digital Forensic Services (Tech Crime)
- Truth Verification Services (Lie Detector)
- Major Crime Unit
- Traffic Services, including Traffic Analyst/Collision Reconstructionist
- Drug Recognition Experts
- Underwater Recovery Team
- Integrated Child Exploitation Unit
- Human Trafficking Unit
- State of the Art Training Centre in Dartmouth
- Special Tactical Operations Resources with search capability





RCMP Support Services in “H” Division

Other resources available:

- Division Emergency Operations Centre (DEOC)
- Tactical Armored Vehicle (TAV)
- Special “I” - Electronic Surveillance
- Special “O” - Covert Physical Surveillance
- Explosives Disposal Unit
- Criminal Analytical Services
- Security Engineering - Lock Specialist
- Violent Crime Linkage Analysis System
- Air Services - Helicopter, Fixed Wing
- National Security Experts/Investigators
- Remotely Piloted Aircraft Services (RPAS)
- Protective Technical Services – Intrusion Alarms and Personal Panic Alarms for victims of Intimate Partner Violence and other threats
- Clandestine Lab Investigators



RCMP-GRC



ROYAL CANADIAN MOUNTED POLICE • GENDARMERIE ROYALE DU CANADA

Come for a Tour (when public health restrictions allow)!

Questions?



RCMP-GRC



ROYAL CANADIAN MOUNTED POLICE • GENDARMERIE ROYALE DU CANADA

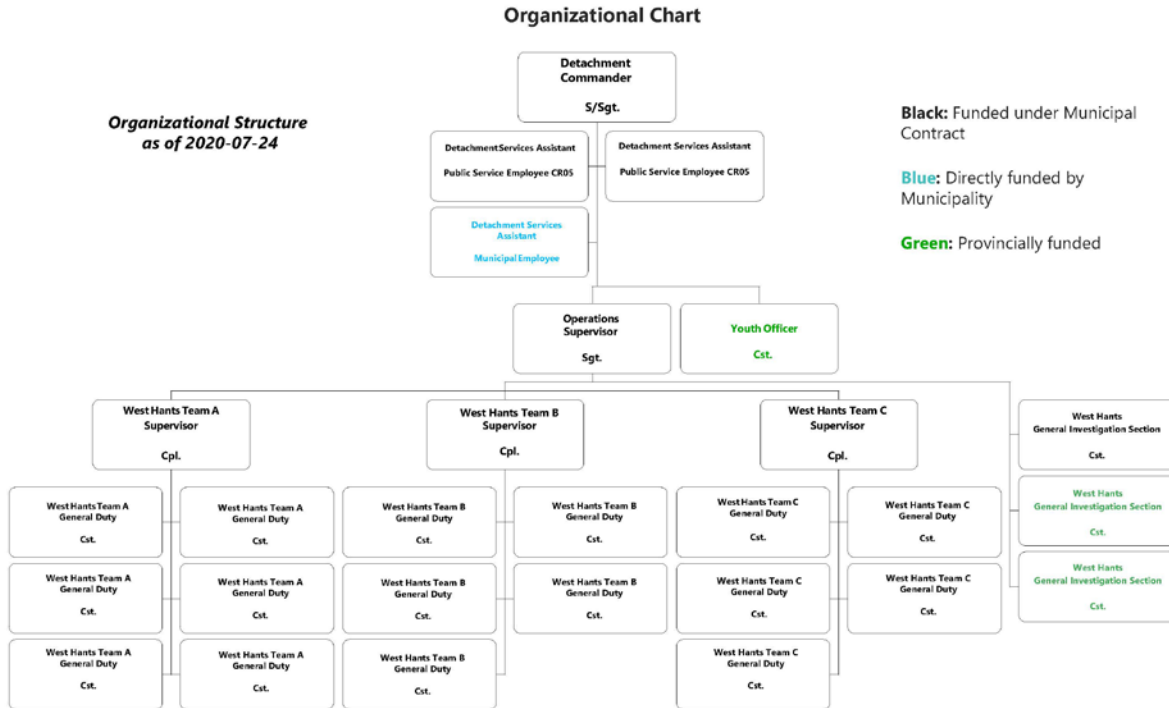




Quarterly Police Report
Windsor/West Hants District
2020/2021 Fiscal Year
3rd Quarter
October -December 2020

1. WINDSOR/WEST HANTS DISTRICT ORGANIZATIONAL STRUCTURE

"H" DIVISION - SOUTHWEST NOVA - WEST HANTS DETACHMENT



- **1 Staff Sergeant (District Commander)**
- **1 Sergeant (Operations Manager)**
- **3 Corporals (Shift Supervisors)**
- **16 Constables (Investigators)**
- **1 Constable (General Investigations Section Investigator)**
- **2 Constables (Street Crime Enforcement Unit) – Provincial**
- **1 Constable (School Safety Resource/Youth Liaison) – Provincial**
- **2 Public Service Employees**
- **1 Municipal Employee**

1.1 FULL TIME EQUIVALENT UTILIZATION FOR ESTABLISHED POSITIONS

Pay Class	Established	FTE Utilization	Hard Vacancy	Soft Vacancy
S/SGT-01	1	0.97	0	0
SGT-01	1	0.80	1	0
CPL-01	3	2.19	1	1
CST-01	17	15.05	1	1
CR-5	2	2.00	0	0
Grand Total	24	21.01	3.00	2.00

Note

Data as of January 18th 2021

- **Sergeant (Hard Vacancy) - Sergeant transferred 2020-10-14 (Promotion Process Underway to identify replacement)**
- **Corporal (Hard Vacancy) – Corporal retiring in May 2021/On Leave effective 2020-12-17 until retirement date (Replacement has been identified)**
- **Corporal (Soft Vacancy) – Corporal off duty since 2020-11-17 (30 days+ Medical)**
- **Constable (Hard Vacancy) – GIS Constable transferred 2020-11-26 (Replacement has been identified)**
- **Constable (Soft Vacancy) – Constable subject to Duty Restrictions for Medical Reasons (Temporary Reassignment to other Unit)**

2. WINDSOR/WEST HANTS DISTRICT FLEET

- (8) Patrol Cars (7 Municipal, 1 Provincial)
- (4) Patrol SUVs
- (2) Unmarked Police Vehicles (1 Municipal, 1 Provincial)
- (2) All Terrain Vehicles
- (2) Patrol Bicycles

3. WINDSOR/WEST HANTS DISTRICT FINANCIAL FORECAST 2020/2021

- Appendix “A” 2020/21 P9 Report (Report Prepared by RCMP Senior Financial Analyst Mitchell CARR)
- Appendix “B” 5 Year Cost Projection (Report Prepared by RCMP Senior Financial Analyst Mitchell CARR)

4. CALLS FOR SERVICE

Calls for Service Include unfounded and unsubstantiated Criminal Code, Federal & Provincial Statutes as well as Assistance to other agencies and by-law enforcement within Windsor/West Hants District. Totals for reporting periods prior to amalgamation are being combined for the purpose of this section.

2019/2020 YTD	2020/2021 YTD	3 rd Quarter 2019/2020	3 rd Quarter 2020/2021
4,778	4,598	1,525	1,406

5. WINDSOR/WEST HANTS DISTRICT CRIME STATISTICS

Caveat for the following Data Table:

All data are working data and are subject to change through ongoing investigations and data quality measures.

*Statistics represent first line scoring, consistent with Stats Can. Files marked unfounded and unsubstantiated have been removed. Files marked insufficient evidence to proceed are **included**.*

Detachment information is parsed from the "Notes" field in the PROS data. If the location was not properly entered in this field, the stat will not be included in the dashboards.

Traffic stats and stats coded to Traffic Units have been removed.

**Windsor/West Hants District
Quarterly Police Report
October - December 2020**

Crime Group	2019	2020	% CHAN	2019 Rat	2020 Rat	% CHAN	Lower	Upper
Arson	1	2	100.00%	0.05	0.11	100.00%	1	2
Assault Other	0	0	nc	0.00	0.00	nc	0	1
Assault Person	27	28	3.70%	1.42	1.47	3.70%	25	44
Assist General Public	40	13	-67.50%	2.10	0.68	-67.50%	31	45
Attempt Homicide	0	0	nc	0.00	0.00	nc	0	0
Auto Theft	6	0	-100.00%	0.32	0.00	-100.00%	1	6
Bike Theft	0	0	nc	0.00	0.00	nc	0	1
Breach Of Conditions	24	12	-50.00%	1.26	0.63	-50.00%	16	25
Break & Enter - Bus	4	5	25.00%	0.21	0.26	25.00%	2	4
Break & Enter - Firearm	1	0	-100.00%	0.05	0.00	-100.00%	0	1
Break & Enter - Oth	4	4	0.00%	0.21	0.21	0.00%	4	6
Break & Enter - Res	8	5	-37.50%	0.42	0.26	-37.50%	7	10
Break & Enter - Seasonal	7	2	-71.43%	0.37	0.11	-71.43%	2	6
Cause Disturbance	11	5	-54.55%	0.58	0.26	-54.55%	9	11
Counterfeit Currency	0	1	+	0.00	0.05	nc	0	0
Drug Import Export	0	0	nc	0.00	0.00	nc	0	0
Drug Possession	0	0	nc	0.00	0.00	nc	1	7
Drug Production	0	0	nc	0.00	0.00	nc	0	3
Drug Trafficking	5	4	-20.00%	0.26	0.21	-20.00%	3	5
Extortion/Intimidation/Har	33	30	-9.09%	1.74	1.58	-9.09%	17	51
Firearms Act	0	0	nc	0.00	0.00	nc	0	1
Frauds	23	39	69.57%	1.21	2.05	69.57%	24	32
Gaming	0	0	nc	0.00	0.00	nc	0	0
Hate Crimes	0	0	nc	0.00	0.00	nc	0	0
Homicide	0	0	nc	0.00	0.00	nc	0	0
Human Trafficking	0	0	nc	0.00	0.00	nc	0	0
Kidnapping	0	0	nc	0.00	0.00	nc	0	1
Liquor Act	2	2	0.00%	0.11	0.11	0.00%	3	14
Mental Health	62	57	-8.06%	3.26	3.00	-8.06%	9	60
Mischief	44	53	20.45%	2.31	2.79	20.45%	27	44
Missing Person	10	11	10.00%	0.53	0.58	10.00%	9	13
Offence Rel Death	0	0	nc	0.00	0.00	nc	0	0
Organized Crime	0	0	nc	0.00	0.00	nc	0	0
Other Go	328	272	-17.07%	17.25	14.30	-17.07%	229	313
Possession Stolen Goods	2	1	-50.00%	0.11	0.05	-50.00%	1	3
Prostitution	0	0	nc	0.00	0.00	nc	0	0
Robbery	2	0	-100.00%	0.11	0.00	-100.00%	1	2
Sex Assault	2	6	200.00%	0.11	0.32	200.00%	2	3
Sex Offences	6	3	-50.00%	0.32	0.16	-50.00%	3	6
Shoplifting	9	1	-88.89%	0.47	0.05	-88.89%	4	9
Suspicious P V P	53	35	-33.96%	2.79	1.84	-33.96%	27	49
Terrorism	0	0	nc	0.00	0.00	nc	0	0
Theft From Vehicle	18	7	-61.11%	0.95	0.37	-61.11%	8	17
Theft Other MV	4	3	-25.00%	0.21	0.16	-25.00%	0	3
Theft Over \$5000	1	1	0.00%	0.05	0.05	0.00%	1	2
Theft Under \$5000	32	22	-31.25%	1.68	1.16	-31.25%	21	34
Trespass At Night	1	0	-100.00%	0.05	0.00	-100.00%	1	3
Weapons Offences	6	0	-100.00%	0.32	0.00	-100.00%	1	5
CDSA	5	4	-20.00%	0.26	0.21	-20.00%	5	13
Crimes Against Person	68	64	-5.88%	3.58	3.37	-5.88%	50	101
Other CC	49	44	-10.20%	2.58	2.31	-10.20%	35	49
Other Occurrences	283	233	-17.67%	14.88	12.25	-17.67%	239	277
Property Crime	164	145	-11.59%	8.62	7.63	-11.59%	122	160
Provincial Statute	147	172	17.01%	7.73	9.05	17.01%	150	163
Total CC	281	253	-9.96%	14.78	13.30	-9.96%	216	301

"nc" = not calculated

6. ROAD SAFETY REPORT

Appendix “C” Windsor/West Hants Road Safety Report (Report Prepared by RCMP Traffic Services Data Analyst Michelle FISHER)

7. GENERAL INVESTIGATION SECTION

The Windsor/West Hants District GIS Member was temporarily reassigned to assist with the SWN District Fishery Dispute during this reporting period. This has been captured and reflected in the FTE utilization for the CST-01 Pay Class.

8. SCHOOL SAFETY RESOURCE OFFICER

The School Safety Resource Officer has primarily focused activities on School Zone & School Bus safety and monitoring high risk areas. An increased emphasis will be placed on education within the schools related to cyber safety, cyber bullying and intimate image legislation as this has been identified as a provincial priority. The current School Safety Resource Officer has accepted a transfer to another unit however a suitable replacement has been identified from within Windsor/West Hants District.

9. STREET CRIME ENFORCEMENT UNIT (PROVINCIAL)

In August 2020 Windsor/West Hants SCEU Team assisted GIS and Detachment members with the investigation of a series of Break & Enters and Thefts of Motor Vehicles where the suspect was identified, arrested and charged.

In November 2020 the SCEU Team recovered a stolen excavator valued at in excess of one hundred thousand dollars. An adult male has been charged with possession of property obtained by crime.

SCEU Team members also assisted Detachment Members with a suspected drug overdose investigation. The investigation resulted in the seizure of a quantity of MDMA. The investigation revealed the deceased obtained the drugs from a source outside of Canada and they were shipped directly to the deceased.

In December, 2020 following a three month investigation the Windsor/West Hants District SCEU Team assisted by Windsor District Members, Annapolis & Halifax District SCEU Teams & “H” Division Emergency Response Team effected the arrest of a male and female in Bedford, NS for cocaine trafficking. Search warrants were executed on the suspects’ residence in Dartmouth and a significant quantity of cocaine and

Canadian currency were seized along with a replica firearm. This investigation is significant as it targeted a mid level cocaine trafficker who was operating out of the Windsor area. This investigation has disrupted the supply of cocaine to the Windsor/West Hants area which will have a positive impact on property crime associated with individuals attempting to support their habit.

Windsor/West Hants SCEU Team Members continue to work on the investigation and additional disclosure related to the investigation into an online business supplying illicit cannabis products in the Windsor/West Hants and Annapolis Valley areas.

One of the Street Crime Enforcement Unit Investigators is on leave without pay from January 1st to March 8th, 2021.

10. SIGNIFICANT / NOTEWORTHY

Some significant and noteworthy items this past quarter include the following:

- There were 16 reported Break and Enters during this quarter. Three of these complaints were determined to be unfounded (No offence occurred). Five resulted in charges being laid and Five resulted in insufficient evidence being obtained to support charges. Four occurrences are still under investigation and a suspect has been identified and is believe dto be responsible for all four incidents.
- Nine sexual offences were reported this quarter including two that are still under investigation, two where there was insufficient evidence to proceed, two that were determined to be unfounded and one that resulted in charges being supported that was reported to Windsor/West Hants District but occurred in East Hants. In one instance the victim declined to proceed with the investigation and one investigation determined that both the alleged victim and suspect were both under the age of 12. In all instances the victim and the offender were known to one another.
- There were two reported occurrence of distributing intimate images without consent during this quarter.
- Members responded to 90 traffic related collisions. There were no traffic related fatalities during this reporting period. 15 collisions resulted in some sort of injury to at least one of the occupants. The remaining collisions resulted in property damage.
- Members investigated seven sudden deaths which included two apparent suicides during this quarter.
- Members responded to 57 calls for service regarding individuals having a mental health crises. Members responded to 62 similar calls for service during the same

quarter the previous year.

- Police dealt with 29 incidents of possible impaired driving during this quarter. Of those investigations One individual was charged with impaired driving. Ten were determined to be unfounded and the remainder had insufficient evidence to proceed.
- One drug related roadside suspension was issued during this quarter.
- RCMP members conducted 29 check points throughout the quarter in various locations throughout the District.
- 51 Offender Management compliance checks were conducted during this quarter to ensure offenders were complying with court imposed conditions.
- Windsor/West Hants District dealt with 11 Health Protection Act occurrences and 34 Quarantine Act occurrences. Members complete compliance checks on individuals under the Quarantine Act as and when required. “H” Divisions Call Back Unit assists with these occurrences where phone checks are permissible.
- Windsor/West Hants District continues to be engaged in the Avon River Fish Demonstration. Cpl. TUCKER remains the local point of contact for any related issues and the RCMP “H” Division Liaison Team continues to be engaged and utilized as required.

Respectfully submitted,

David Ferguson, Staff Sergeant
District Commander
Windsor/West Hants District RCMP



Royal Canadian Mounted Police
Gendarmerie royale du Canada

Municipal Policing Service Agreement
The Region of Windsor and West Hants Municipality
P9 As at 31 December 2020

Direct Expenditure Table (With Adjustments)						
Vote / Standard Object	Commitment Item	Budget	Expenditures	Forecast	Variance	Prior Forecast
Billable at 90%						
OPERATING						
01 - PERSONNEL	030 - Pay - Members	2,148,307	1,363,549	1,830,356	317,951	1,887,504
	031 - Extra Duty Pay - Mem	256,250	102,674	180,000	76,250	225,000
01 - PERSONNEL Total		2,404,557	1,466,223	2,010,356	394,201	2,112,504
02 - TRANSPORTATION & COMMUNICATIONS	050 - Travel	10,500	1,020	4,000	6,500	7,000
	052 - Training Travel	5,500	37	5,500	0	5,500
	053 - Training Travel UCA	500	0	500	0	500
	070 - Freight/Post/Exp/Car	3,500	1,510	4,500	-1,000	4,500
02 - TRANSPORTATION & COMMUNICATIONS Total		20,000	2,567	14,500	5,500	17,500
03 - INFORMATION	120 - Advertising	175	0	0	175	0
	130 - Publication Services	175	0	175	0	175
03 - INFORMATION Total		350	0	175	175	175
04 - PROFESSIONAL AND SPECIAL SERVICES	190 - Training & Seminars	12,000	74	3,500	8,500	3,500
	219 - Professional Svcs	15,000	11,773	17,000	-2,000	23,000
	220 - Other Services	3,000	1,755	3,000	0	3,000
	223 - Radio Comm Svcs	79,700	35,424	75,000	4,700	71,850
04 - PROFESSIONAL AND SPECIAL SERVICES Total		109,700	49,026	98,500	11,200	101,350
05 - RENTALS	261 - Leasing of Aircraft	4,500	2,757	2,757	1,743	2,757
	280 - Infor Tech Rentals	3,000	0	0	3,000	0
	290 - Rentals - Other	2,000	566	1,000	1,000	1,000
05 - RENTALS Total		9,500	3,323	3,757	5,743	3,757
06 - PURCHASED REPAIR AND MAINTENANCE	370 - Repair of Vehicles	40,000	11,285	15,000	25,000	20,000
	390 - Repair Misc Equip	1,000	1,706	3,000	-2,000	1,500
06 - PURCHASED REPAIR AND MAINTENANCE Total		41,000	12,991	18,000	23,000	21,500
07 - UTILITIES, MATERIALS AND SUPPLIES	430 - Fuel	65,000	45,821	70,000	-5,000	70,000
	470 - Photographic Goods	0	322	500	-500	500
	500 - Stationary	13,150	4,772	12,500	650	12,500
	510 - Clothing & Kit	11,300	5,744	8,000	3,300	8,000
	540 - Supp & Sundry Equip	5,400	2,807	5,500	-100	5,500
07 - UTILITIES, MATERIALS AND SUPPLIES Total		94,850	59,466	96,500	-1,650	96,500
09 - ACQUISITION OF MACHINERY AND EQUIPMENT	440 - Transport Supp/Acc	10,000	9,180	10,000	0	10,000
	441 - Vehicle Changeovers	18,700	13,254	15,000	3,700	15,000
	480 - Firearms/Annun/Weap	2,500	606	4,000	-1,500	4,000
	841 - Acq Computer Equip	5,070	0	5,100	-30	5,100
	860 - Investigational Aids	1,000	0	0	1,000	0
	910 - Ofc Machines/Equip	1,500	1,249	1,500	0	1,500
09 - ACQUISITION OF MACHINERY AND EQUIPMENT Total		38,770	24,289	35,600	3,170	35,600
12 - OTHER SUBSIDIES AND PAYMENTS	229 - CADC	0	(2,217)	(2,217)	2,217	(2,217)
12 - OTHER SUBSIDIES AND PAYMENTS Total		0	(2,217)	(2,217)	2,217	(2,217)

Vote / Standard Object	Commitment Item	Budget	Expenditures	Forecast	Variance	Prior Forecast
OPERATING Total		2,718,727	1,615,667	2,275,171	443,556	2,386,669
CAPITAL		366,068	365,915	365,915	153	365,915
Billable at 90% Total		3,084,795	1,981,582	2,641,086	443,709	2,752,584
Billable at 100%						
OPERATING						
01 - PERSONNEL	010 - Pay - PS	115,783	88,413	128,412	-12,629	112,994
	011 - Overtime - PS	200	76	500	-300	500
01 - PERSONNEL Total		115,983	88,489	128,912	-12,929	113,494
04 - PROFESSIONAL AND SPECIAL SERVICES	170 - Cont Svcs-Real Prop	97,831	73,829	97,449	382	117,449
	213 - Corps of Commission	40,000	25,236	40,000	0	40,000
04 - PROFESSIONAL AND SPECIAL SERVICES Total		137,831	99,064	137,449	382	157,449
05 - RENTALS	240 - Rental Land/Bld/Wrks	0	4,273	0	0	0
05 - RENTALS Total		0	4,273	0	0	0
06 - PURCHASED REPAIR AND MAINTENANCE	310 - Repair Bldgs & Works	12,500	12,086	16,693	-4,193	19,693
06 - PURCHASED REPAIR AND MAINTENANCE Total		12,500	12,086	16,693	-4,193	19,693
07 - UTILITIES, MATERIALS AND SUPPLIES	400 - Utility Svcs/Heating	23,363	13,281	22,900	463	22,900
07 - UTILITIES, MATERIALS AND SUPPLIES Total		23,363	13,281	22,900	463	22,900
12 - OTHER SUBSIDIES AND PAYMENTS	570 - Prisoners' Expenses	1,150	239	1,100	50	1,100
	592 - Pymts in Lieu of Tax	9,311	0	9,370	-59	9,370
12 - OTHER SUBSIDIES AND PAYMENTS Total		10,461	239	10,470	-9	10,470
OPERATING Total		300,138	217,432	316,424	-16,286	324,006
Adjustment						
Miscellaneous	Accommodations - Rent	103,308	106,874	106,874	-3,566	106,874
Miscellaneous Total		103,308	106,874	106,874	-3,566	106,874
Adjustment Total		103,308	106,874	106,874	-3,566	106,874
Billable at 100% Total		403,446	324,305	423,298	-19,852	430,880
Grand Total		3,488,241	2,305,888	3,064,384	423,857	3,183,464

Indirect Expenditure Table						
Categories	SubCategory	Budget	Expenditures	Forecast	Variance	Prior Forecast
Billable at 90%						
Category 1: Pension Insurance	Company Pension: RM/CM Pensionable Salaries	403,139	255,659	349,049	54,090	359,947
	Member Employment Insurance	23,343	15,247	20,478	2,865	21,178
	PS/Reservists Employment Insurance		0		0	
	Canada Pension Plan	65,564	42,825	57,517	8,046	59,484
Category 1: Pension Insurance Total		492,046	313,731	427,044	65,002	440,610
Category 2: Support Programs	Divisional Administration	722,612	514,963	691,635	30,977	718,660
	Enhanced Reporting and Accountability	2,585	1,688	2,268	317	2,345
	Legal Advisory Services	3,948	2,529	3,396	552	3,512
Category 2: Support Programs Total		729,145	519,180	697,299	31,847	724,517
Category 3: National Programs	Cadet Training Program	113,102	71,132	95,535	17,567	102,614
	Recruiting	31,108	19,155	25,727	5,381	28,223
Category 3: National Programs Total		144,210	90,287	121,262	22,948	130,838
Category 5: Other Capital Cost Recoveries	Police Reporting and Occurrence System	17,935	11,248	15,106	2,829	16,272
Category 5: Other Capital Cost Recoveries Total		17,935	11,248	15,106	2,829	16,272

Vote / Standard Object	Commitment Item	Budget	Expenditures	Forecast	Variance	Prior Forecast
Category 6: Other Government Departments	Civilian Review & Complaints Commission	10,800	7,470	10,033	767	10,376
	Shared Services Canada, Windsor - West Hants	7,220	7,794	7,794	-574	7,794
Category 6: Other Government Departments Total		18,020	15,264	17,827	193	18,170
Billable at 90% Total		1,401,356	949,710	1,278,539	122,818	1,330,407
Billable at 100%						
Category 1: Pension Insurance	Company Pension: PS Employees Pensionable Salaries	11,567	8,649	12,828	-1,262	11,288
	PS/Reservists Employment Insurance	2,527	1,908	2,527	0	2,527
	Canada Pension Plan	5,960	4,500	5,960	0	5,960
Category 1: Pension Insurance Total		20,054	15,057	21,316	-1,262	19,776
Billable at 100% Total		20,054	15,057	21,316	-1,262	19,776
Grand Total		1,421,410	964,767	1,299,855	121,556	1,350,183

Expenditure & Forecast Summary	Budget	Expenditures	Forecast	Variance	Prior Forecast
Direct Expenditures	3,084,795	1,981,582	2,641,086	443,709	2,752,584
Adjustments & Credits	0	0	0	0	0
Indirect Expenditures	1,401,356	949,710	1,278,539	122,818	1,330,407
Total Expenditures Billable at 90%	4,486,151	2,931,292	3,919,625	566,527	4,082,991
Share at 90%	4,037,536	2,638,163	3,527,662	509,874	3,674,692
Direct Expenditures	300,138	217,432	316,424	-16,286	324,006
Adjustments & Credits	103,308	106,874	106,874	-3,566	106,874
Indirect Expenditures	20,054	15,057	21,316	-1,262	19,776
Total Expenditures Billable at 100%	423,500	339,362	444,614	-21,113	450,655
Municipality Expenditures	4,461,036	2,977,525	3,972,276	488,761	4,125,347

RCMP 'H' DIVISION
The Region of Windsor and West Hants Municipality
Municipal Over: 5-Year Cost Projections
Financial Summary

Municipal Police Service	2020/21	2021/22	2022/23	2023/24	2024/25	2025/26
	Base Year			Estimates		
Human Resourcing - Table 1						
RCMP RMs and CMs (Utilization)	22.00	22.00	22.00	22.00	22.00	22.00
Less: Paid Special Leaves	0.00	0.00	0.00	0.00	0.00	0.00
Net RCMP RMs and CMs (Utilization)	22.00	22.00	22.00	22.00	22.00	22.00
Remuneration per RCMP Officer	149,445	134,565	137,929	141,377	144,912	148,534
Total Human Resourcing	3,287,784	2,960,425	3,034,435	3,110,297	3,188,054	3,267,755
Accommodation - Tables 2, 3 & 4						
Federally Owned Accommodation (APC Rate)	0	0	0	0	0	0
Leased Accommodation	0	0	0	0	0	0
Accommodation Operating and Maintenance	246,313	272,592	275,977	279,430	282,953	286,547
Total Accommodation	246,313	272,592	275,977	279,430	282,953	286,547
Equipment - Table 5	454,338	131,922	155,795	164,219	227,826	230,057
Division Administration - Table 6	722,612	775,830	746,284	751,762	757,240	762,784
All Other Direct and Indirect Costs - Table 6	846,035	850,465	869,711	883,166	900,849	912,760
Cost Share (Billable at 90%)	5,133,582	4,539,135	4,624,365	4,725,199	4,887,308	4,984,245
No Cost Share (Billable at 100%)	423,500	452,099	457,837	463,675	469,614	475,658
Total	5,557,082	4,991,234	5,082,202	5,188,874	5,356,922	5,459,903
Federal Share	513,358	453,914	462,437	472,520	488,731	498,425
Total Cost to Municipality	5,043,724	4,537,321	4,619,766	4,716,354	4,868,191	4,961,479

Note:

1. Fiscal Year 2020-2021 represents anticipated base year budget
2. Total Human Resourcing represents Regular Member salary (including applicable allowances, Acting and Shift Differential), Pension, Canada Pension Plan and Employment Insurance.
3. Estimated Average Pay Per RCMP Officer represents the Total Human Resourcing amount divided by Regular Member Utilization.
4. Detailed notes provided on individual tables

RCMP 'H' DIVISION
The Region of Windsor and West Hants Municipality
Municipal Over: 5-Year Cost Projections
Table 1 - Human Resources

Municipal Police Service	2020/21	2021/22	2022/23	2023/24	2024/25	2025/26
	Base Year			Estimates		
Human Resourcing						
RCMP RM and CM Positions, beginning of year	22.00	22.00	22.00	22.00	22.00	22.00
New RCMP RM and CM Positions						
RCMP RM and CM Positions, end of year	22.00	22.00	22.00	22.00	22.00	22.00
Less Vacancy Discount						
RCMP RMs and CMs (Utilization)	22.00	22.00	22.00	22.00	22.00	22.00
Less Paid Special Leaves						
Net RCMP RMs and CMs (Utilization)	22.00	22.00	22.00	22.00	22.00	22.00
Estimated Average Pay per RCMP Officer	149,445	134,565	137,929	141,377	144,912	148,534
Total Human Resourcing	3,287,784	2,960,425	3,034,435	3,110,297	3,188,054	3,267,755

Notes:

1. Total Human Resourcing represents Regular Member salary (including applicable allowances, Acting and Shift Differential), Pension, Canada Pension Plan and Employment Insurance.
2. Estimated Average Pay Per RCMP Officer represents the Total Human Resourcing amount divided by Regular Member Utilization.
3. Fiscal Year 2020-2021 includes an estimate for Regular Member retro-active pay and is based on an estimated percentage increase of 2.5 % for 2017, 2.5% for 2018, 2.5% for 2019 and 2.5% for 2020. This assumes the Regular Member Compensation package is agreed upon and formally signed in Fiscal Year 2020-2021.

RCMP 'H' DIVISION
The Region of Windsor and West Hants Municipality
Municipal Over: 5-Year Cost Projections
Table 2 - Federally Owned Accommodations

Municipal Police Service	2020/21	2021/22	2022/23	2023/24	2024/25	2025/26
	Base Year			Estimates		
<i>Federally Owned Accommodation</i>						
Major Capital - Detachment Replacements						
Minor Capital (Renovations etc.)						
Housing Program						
Municipal Minor Capital						
Total APC Costs	\$ -	\$ -	\$ -	\$ -	\$ -	\$ -
Total APC Rate Charged 100%	\$ -	\$ -	\$ -	\$ -	\$ -	\$ -

Notes:
1. Table intended for PPSA use Only

RCMP 'H' DIVISION
The Region of Windsor and West Hants Municipality
Municipal Over: 5-Year Cost Projections
Table 3 - Leased Accommodations

Municipal Police Service	2020/21	2021/22	2022/23	2023/24	2024/25	2025/26
	Base Year			Estimates		
<i>Leased Accommodation</i>						
Existing Leases (CI 240 & CI 241)						
New Leases						
Expiring Leases						
Total	\$ -	\$ -	\$ -	\$ -	\$ -	\$ -

Notes:
1. Table intended for PPSA use Only

RCMP 'H' DIVISION
The Region of Windsor and West Hants Municipality
Municipal Over 5: Year Cost Projections
Table 4 - Accommodations O&M

Municipal Police Service	2020/21	2021/22	2022/23	2023/24	2024/25	2025/26
	Base Year			Estimates		
Accommodation Operating and Maintenance						
Contracted Services and Minor Repairs (CI 170)	97,831	119,798	122,194	124,637	127,130	129,673
Contaminated Sites (CI 218)	0	0	0	0	0	0
Building Repairs (CI 310)	12,500	16,570	16,901	17,239	17,584	17,936
Utilities (CI 400)	23,363	23,358	23,825	24,302	24,788	25,284
Payment in Lieu of Tax (CI 592)	9,311	9,558	9,749	9,944	10,143	10,346
Custody Transfer (in 100% terms)	0	0	0	0	0	0
Municipal Rent	103,308	103,308	103,308	103,308	103,308	103,308
Total	246,313	272,592	275,977	279,430	282,953	286,547

Notes:

1. An inflationary factor of 2% has been applied to future years.
2. Based on Operating and Maintenance costs for Windsor Detachment and apportioned for the forecasted municipal occupancy.
3. Municipal Rent was estimated based on square meter rental rate and apportioned for the forecasted municipal occupancy.
4. There are some minor repairs expected for the Windsor Detachment in 2020/21 due to the transition, which will be above and beyond the normal repair and maintenance costs for the building.

RCMP 'H' DIVISION
The Region of Windsor and West Hants Municipality
Municipal Over 5: Year Cost Projections
Table 5 - Equipment

Municipal Police Service	2020/21	2021/22	2022/23	2023/24	2024/25	2025/26
	Base Year			Estimates		
Equipment						
Criminal Operations	3,500	3,530	3,560	3,591	3,622	3,654
Firearms/Ammo/Weapons	2,500	2,530	2,560	2,591	2,622	2,654
Policing Equipment	0	0	0	0	0	0
Photographic Equip	0	0	0	0	0	0
Other Ident Equip	0	0	0	0	0	0
Investigational Aids	1,000	1,000	1,000	1,000	1,000	1,000
Security Equip (CCTV Installs)	0	0	0	0	0	0
Informatics	84,770	83,392	104,235	122,628	110,204	112,403
Radios/Mobiles	79,700	81,692	83,735	85,828	107,974	110,173
Computer Equipment (Evergreening)	5,070	1,700	20,500	36,800	2,230	2,230
Police Vehicles	366,068	45,000	48,000	38,000	114,000	114,000
Number of Vehicles	14	1	1	1	3	3
Average Cost per Vehicle	26,148	45,000	48,000	38,000	38,000	38,000
Total Cars/Trucks, etc	366,068	45,000	48,000	38,000	114,000	114,000
Boats						
ATVs and snowmobiles						
Tactical Armoured Vehicles						
Aircraft Betterments/Replacements						
Total	454,338	131,922	155,795	164,219	227,826	230,057

Notes:

1. FY 2020-2021 vehicle amount includes residual values transferred from historical Contracts. 11 vehicles @ \$245,067.68 transferred.
2. Computer Equipment and Radio values provided by Computer Services and Radio Shop respectively.
3. Radio amount includes applicable share of TMR-2 costs pro-rated based on number of devices in the Region of Windsor and West Hants Municipality.
4. Vehicle replacement schedule provided by Fleet.

RCMP 'H' DIVISION
The Region of Windsor and West Hants Municipality
Municipal Over 5: Year Cost Projections
Table 6 - Divisional Administration and Other

Municipal Police Service	2020/21	2021/22	2022/23	2023/24	2024/25	2025/26
	Base Year			Estimates		
Divisional Administration						
Total Per Capita Rate	32,846	35,265	33,922	34,171	34,420	34,672
Net RCMP RMs and CMs (Utilization)	22.00	22.00	22.00	22.00	22.00	22.00
Total	722,612	775,830	746,284	751,762	757,240	762,784

Other Direct and Indirect Costs						
Overtime	256,450	262,858	269,428	276,161	283,062	290,136
Public Service Pay and Other Pay	135,837	137,641	139,471	141,326	143,207	145,114
Corp of Commissionaires	40,000	40,500	41,006	41,519	42,038	42,563
Vehicle Fuel	65,000	65,780	66,569	67,368	68,177	68,995
Vehicle Repairs & Fit Up	68,700	55,600	58,207	60,821	67,444	68,073
Shared Services (Phone lines, cell phones, etc.)	7,220	7,220	7,220	7,220	7,220	7,220
Other O&M	93,350	94,207	95,070	95,950	96,838	97,734
Other Indirect Costs	179,478	186,659	192,740	192,801	192,863	192,925
Credits to be applied	0	0	0	0	0	0
Total	846,035	850,465	869,711	883,166	900,849	912,760

Notes:

1. Other indirect costs includes Civilian Review and Complaints Commission, Enhanced Reporting Accountability, Legal Advisory Services, Cadet Training Program, Recruiting and Police Reporting and Occurrence System.
2. Other O&M includes Travel, Training Travel, Publication Services, Training, Professional Services, Leasing of Aircraft, Stationary, Supply and Sundry Equipment, Sensitive Expenditures, Freight, Information Technology Rentals, Kit and Clothing and Other Services.
3. Public Service Pay and Other Pay includes Public service regular salary plus applicable Pension, Canada Pension Plan and Employment Insurance contributions.

RCMP 'H' DIVISION
The Region of Windsor and West Hants Municipality
Municipal Over 5: Year Cost Projections
Table 7 - Special Initiatives

Municipal Police Service	2020/21		2021/22		2022/23		2023/24		2024/25		2025/26	
	Base Year						Estimates					
Special Projects and Initiatives												
Initiative #1	\$	-	\$	-	\$	-	\$	-	\$	-	\$	-
Initiative #2	\$	-	\$	-	\$	-	\$	-	\$	-	\$	-
Initiative #3	\$	-	\$	-	\$	-	\$	-	\$	-	\$	-
Total (at 100%)	\$	-	\$	-	\$	-	\$	-	\$	-	\$	-

Notes:

1. No Special Initiatives planned for five year planning cycle



“H” Division
Criminal Analysis
Section

Traffic Services

West Hants Road Safety Report

Date: 2021-01-18

Contact: Michelle Fisher, Traffic Services Data Analyst
H Divison DCAS
michelle.fisher@rcmp-grc.gc.ca
902-720-5583

Royal Canadian Mounted Police
“H” Division

Protected "A"

This document is the property of the RCMP. It is not to be re-designated, copied or reproduced without the consent of the originator. The originator must be contacted prior to this information being used in an affidavit or any other document. External dissemination is limited to integrated units which include the R.C.M.P. Distribution within your agency is to be done on a need to know basis. The document is to be protected in accordance with normal safeguards for law enforcement information. This caveat is an integral part of this document.

Nova Scotia Road Safety Calendar

- January – Intersection Safety
- February – Distracted Driving
- March – Occupant Restraints

Stats Overview:

Impaired Driving

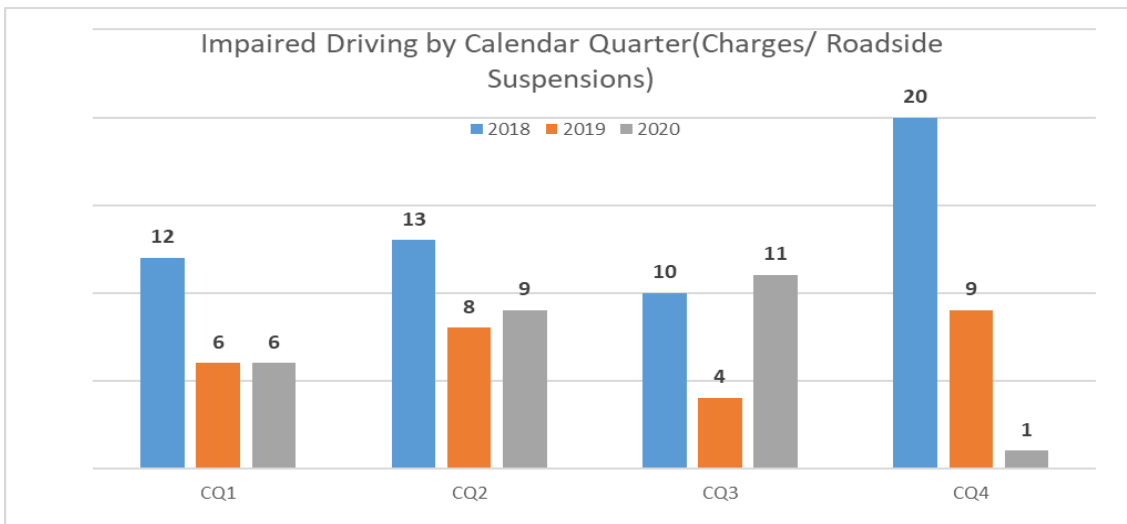


Chart 1: Impaired Driving charges/Roadside suspensions Jan. 2018 – Dec. 2020

Day/Time	00:00-04:00	04:00-08:00	08:00-12:00	12:00-16:00	16:00-20:00	20:00-24:00	Grand Total
Sun	12		2	4	6	4	28
Mon	1		1	2	1	1	6
Tue					1	5	6
Wed			1	2	3	3	9
Thu	2		2	2	2	7	15
Fri	4		1	3	3	11	22
Sat	4	3	2	1	3	10	23
Grand Total	23	4	8	14	19	41	109

Chart 2: Heat Map indicating the number of impaired charges/roadside suspensions issued Jan. 2018 – Dec. 2020

Protected "A"

This document is the property of the RCMP. It is not to be re-designated, copied or reproduced without the consent of the originator. The originator must be contacted prior to this information being used in an affidavit or any other document. External dissemination is limited to integrated units which include the R.C.M.P. Distribution within your agency is to be done on a need to know basis. The document is to be protected in accordance with normal safeguards for law enforcement information. This caveat is an integral part of this document.



Fatal and Serious Injury Collisions

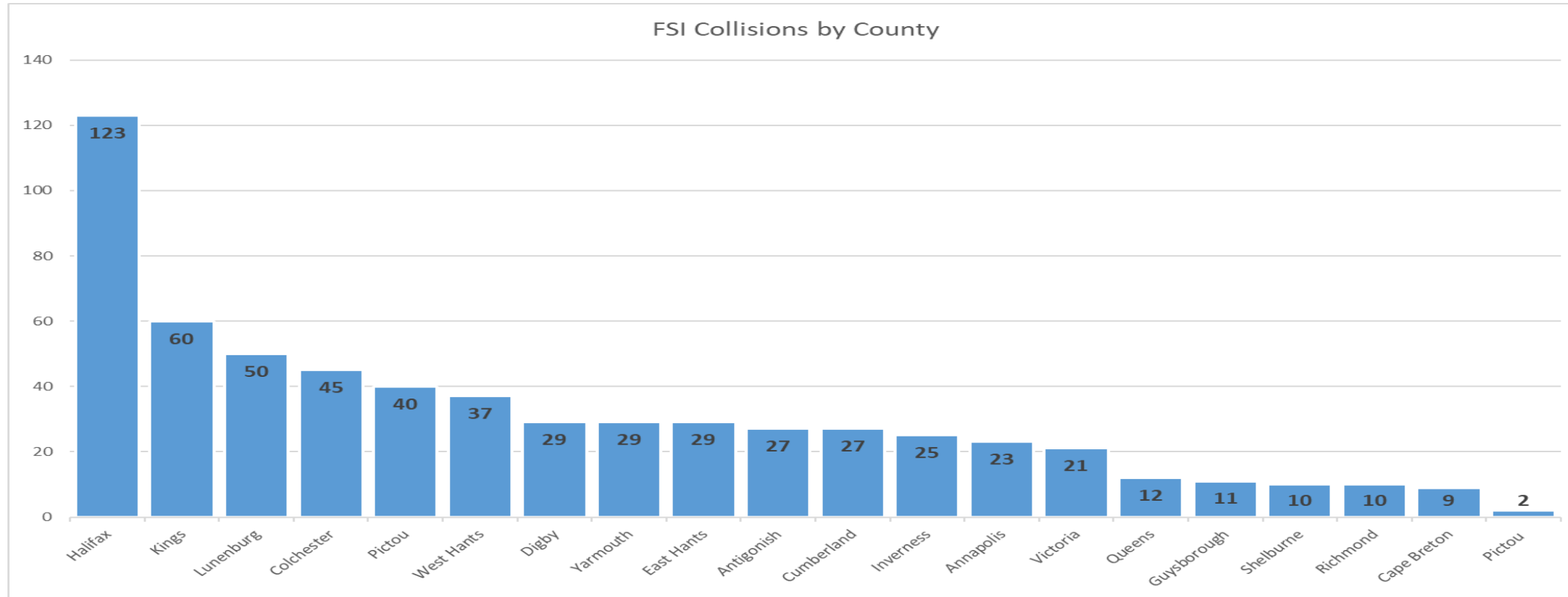


Chart 3: Fatal and Serious Injury Collisions Jan. 2018 – Dec. 2020

Protected "A"

This document is the property of the RCMP. It is not to be re-designated, copied or reproduced without the consent of the originator. The originator must be contacted prior to this information being used in an affidavit or any other document. External dissemination is limited to integrated units which include the R.C.M.P. Distribution within your agency is to be done on a need to know basis. The document is to be protected in accordance with normal safeguards for law enforcement information. This caveat is an integral part of this document.

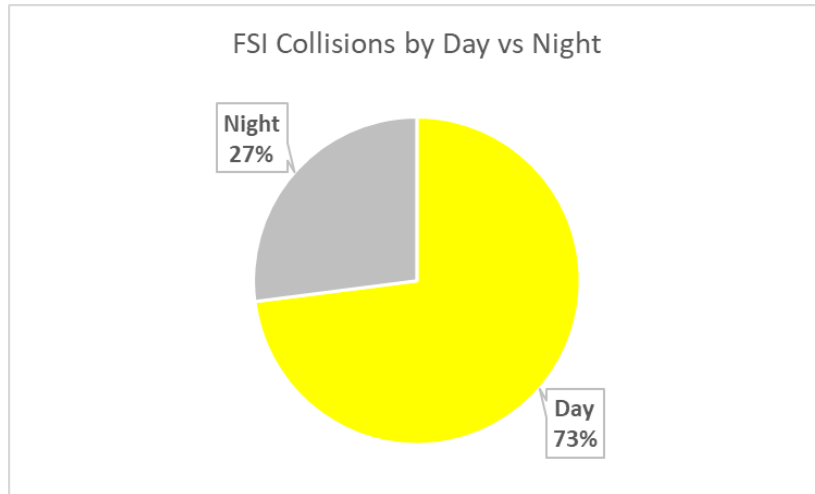


Chart 4: FSI Collisions Jan. 2018 – Dec. 2020 (West Hants)

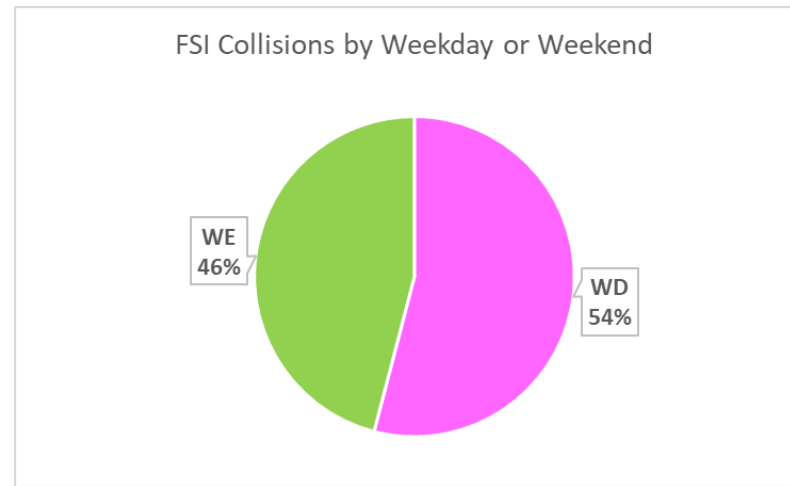


Chart 5: FSI Collisions Jan. 2018 – Dec. 2020 (West Hants)

Tickets

Type/Year	2014	2015	2016	2017	2018	2019	2020	Grand Total
Aggressive Driving	89	376	687	419	261	253	420	2505
Distracted	13	30	47	21	31	41	15	198
Occupant restraint/Protective Equipment	25	84	58	43	86	133	31	460
Other MVA	46	94	162	115	193	166	163	939
Other provincial stat	26	61	45	42	64	122	92	452
Unlicensed/Suspended/Revoked	20	43	72	47	73	62	70	387
Grand Total	219	688	1071	687	708	777	791	4941

Chart 6: Tickets issued in West Hants for specified ticket categories

Protected "A"

This document is the property of the RCMP. It is not to be re-designated, copied or reproduced without the consent of the originator. The originator must be contacted prior to this information being used in an affidavit or any other document. External dissemination is limited to integrated units which include the R.C.M.P. Distribution within your agency is to be done on a need to know basis. The document is to be protected in accordance with normal safeguards for law enforcement information. This caveat is an integral part of this document.

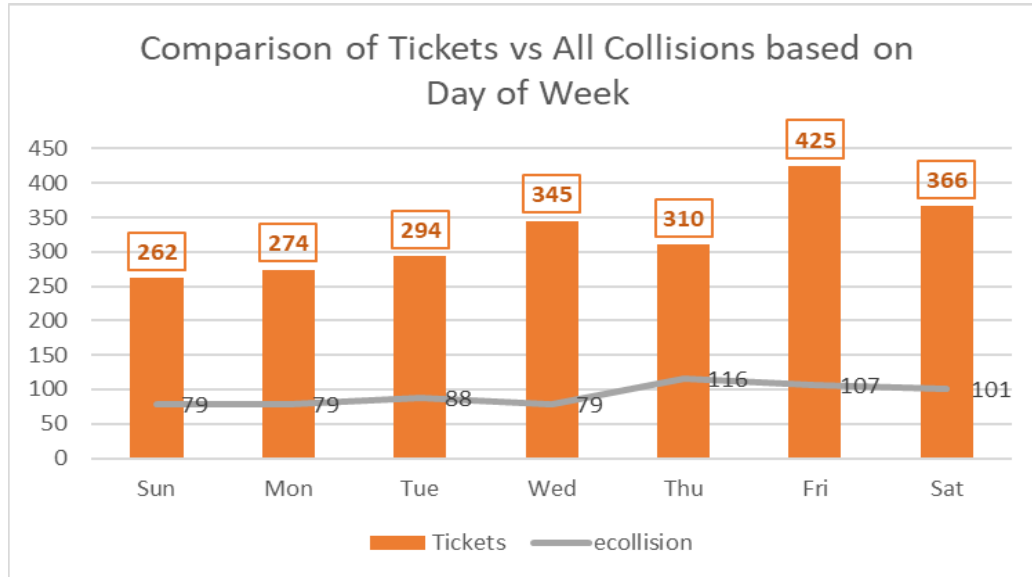


Chart 7: Ticket and Ecollision data Jan. 2018 – Dec. 2020 (West Hants)

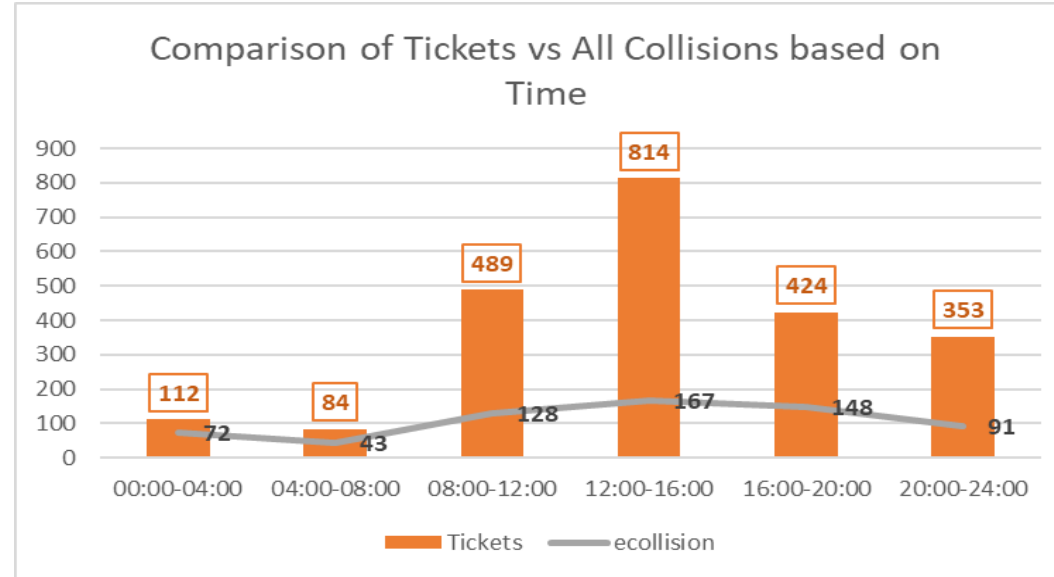


Chart 8: Ticket and Ecollision data Jan. 2018 – Dec. 2020 (West Hants)

All reportable collision types: Fatal; Serious Injury; Injury; and Property Damage, remain relatively flat throughout the week. There is an increase in collisions noon – 20:00. There is a corresponding increase in tickets issued 8:00 – 20:00, especially noon – 16:00.

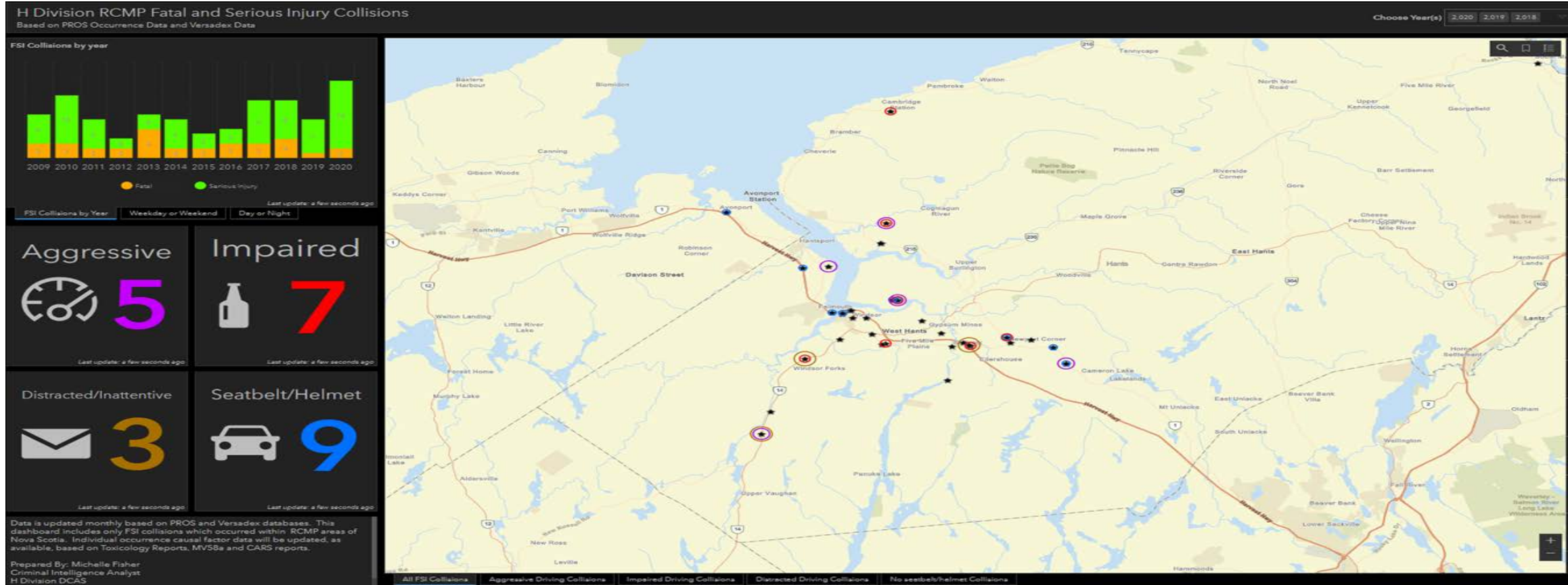
Protected "A"

This document is the property of the RCMP. It is not to be re-designated, copied or reproduced without the consent of the originator. The originator must be contacted prior to this information being used in an affidavit or any other document. External dissemination is limited to integrated units which include the R.C.M.P. Distribution within your agency is to be done on a need to know basis. The document is to be protected in accordance with normal safeguards for law enforcement information. This caveat is an integral part of this document.



Maps

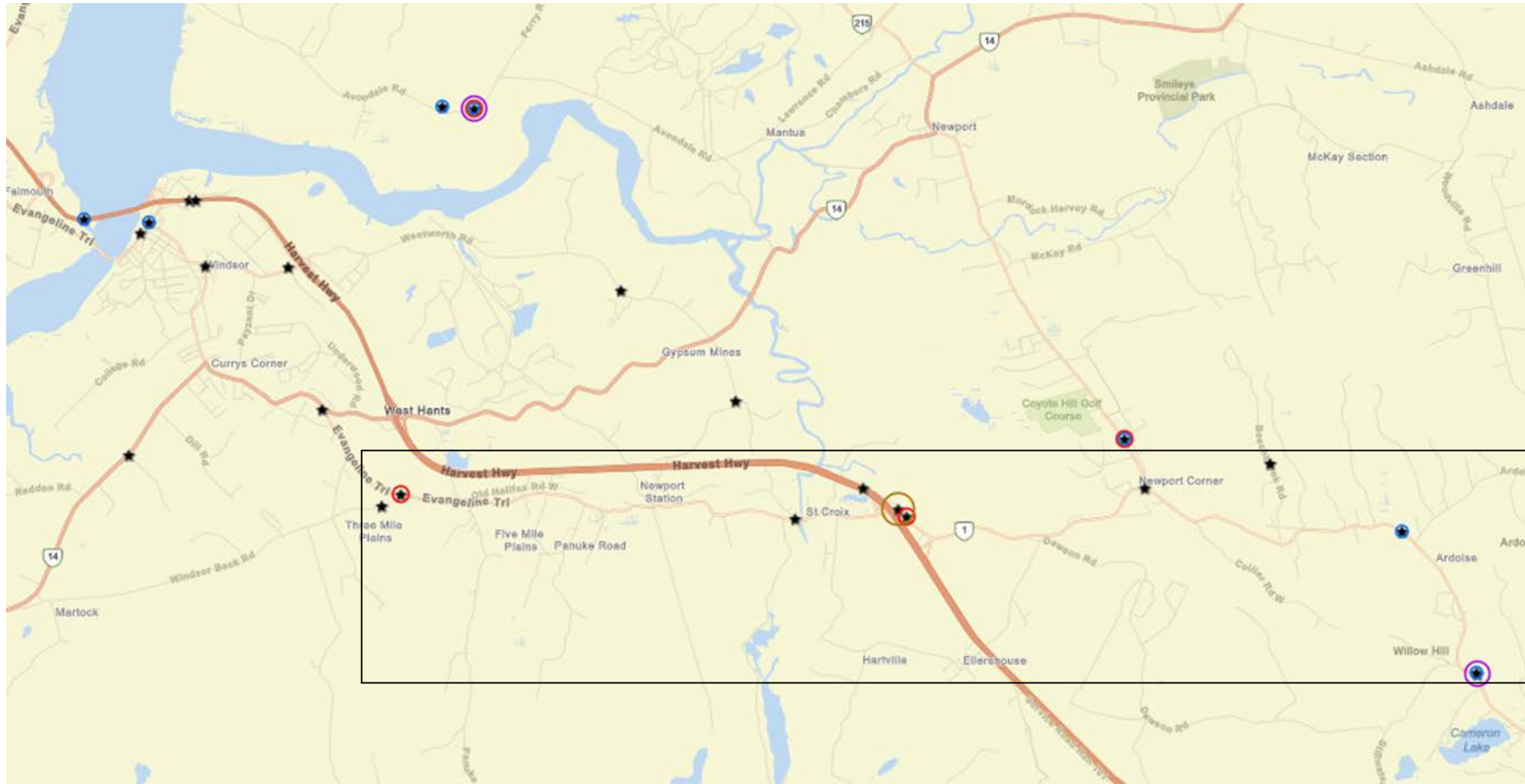
Fatal and Serious Injury Collisions



Map 1: Dashboard demonstrating Fatal and Serious Injury Collisions Jan. 2018 to Dec. 2020 (West Hants). Causal factors for these collisions are on the left side of the map. Note that there may be more than one causal factor for a particular collision. In general, impaired driving and lack of seatbelt use is a consistent causal factor in FSI collisions throughout NS.

Protected "A"

This document is the property of the RCMP. It is not to be re-designated, copied or reproduced without the consent of the originator. The originator must be contacted prior to this information being used in an affidavit or any other document. External dissemination is limited to integrated units which include the R.C.M.P. Distribution within your agency is to be done on a need to know basis. The document is to be protected in accordance with normal safeguards for law enforcement information. This caveat is an integral part of this document.



Map 2: Zoom of Fatal and Serious Injury collisions Jan. 2018 – Dec. 2020. Hwy 1 from Ardoise to Three Mile Plains has had numerous collisions during this time.

Protected "A"

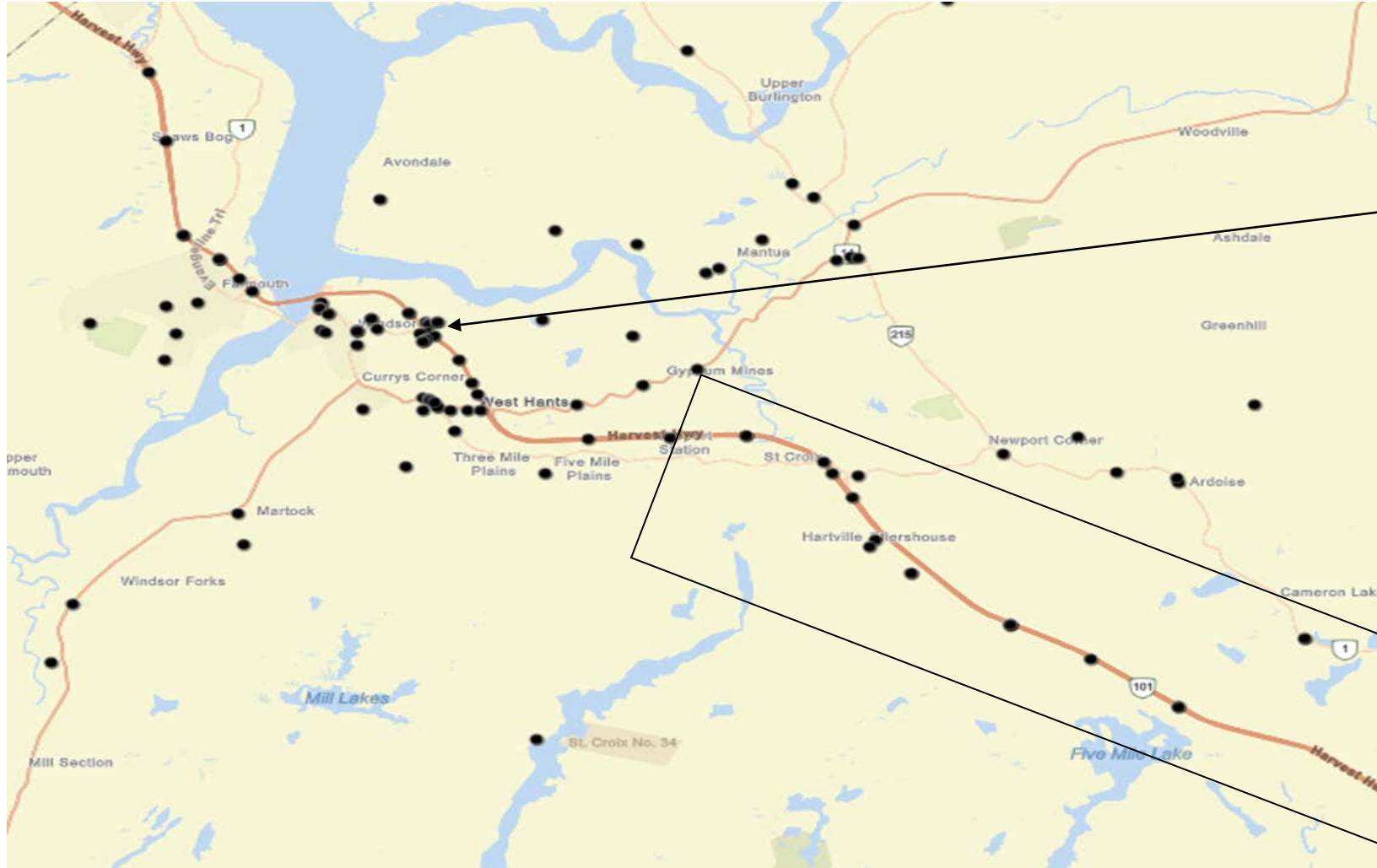
This document is the property of the RCMP. It is not to be re-designated, copied or reproduced without the consent of the originator. The originator must be contacted prior to this information being used in an affidavit or any other document. External dissemination is limited to integrated units which include the R.C.M.P. Distribution within your agency is to be done on a need to know basis. The document is to be protected in accordance with normal safeguards for law enforcement information. This caveat is an integral part of this document.



Map 3: Impaired driving charges/Roadside suspensions for Jan. 2019 – Dec. 2020. Numerous charges occurred near the intersection of Wentworth Road and O'Brien Street.

Protected "A"

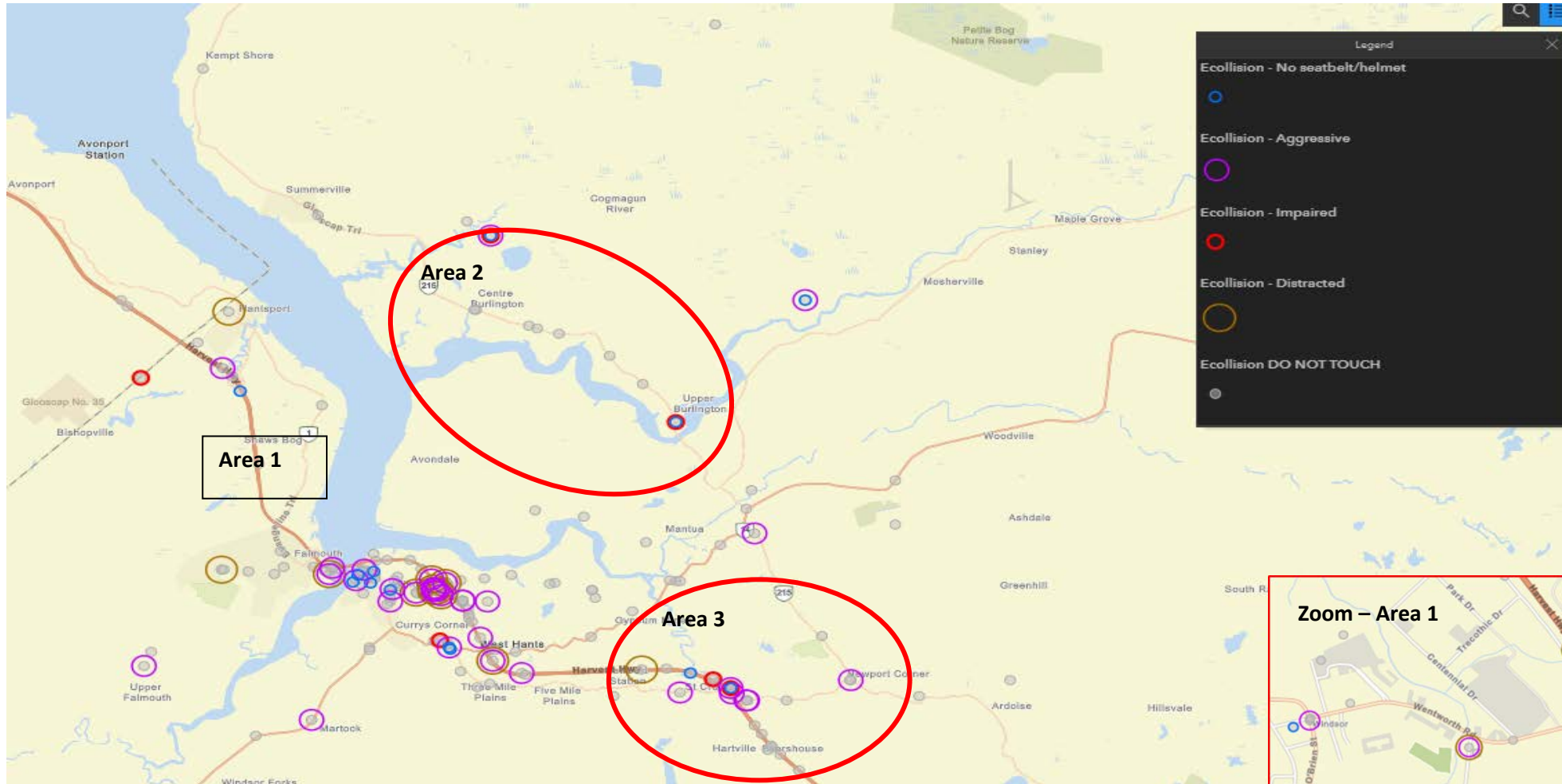
This document is the property of the RCMP. It is not to be re-designated, copied or reproduced without the consent of the originator. The originator must be contacted prior to this information being used in an affidavit or any other document. External dissemination is limited to integrated units which include the R.C.M.P. Distribution within your agency is to be done on a need to know basis. The document is to be protected in accordance with normal safeguards for law enforcement information. This caveat is an integral part of this document.



Map 4: Impaired driving complaints. Many complaints along King St. and Highway 101 from the Town of Windsor east as well as the area near the round about on Wentworth Road.

Protected "A"

This document is the property of the RCMP. It is not to be re-designated, copied or reproduced without the consent of the originator. The originator must be contacted prior to this information being used in an affidavit or any other document. External dissemination is limited to integrated units which include the R.C.M.P. Distribution within your agency is to be done on a need to know basis. The document is to be protected in accordance with normal safeguards for law enforcement information. This caveat is an integral part of this document.



Map 5: E collision data for Jan. – Dec 2020. Aggressive driving and distracted driving are issues in the zoomed area to the right. Although there are no specific causal factors in Area 2 there are numerous collisions along Hwy 216. In Area 3 there are a number of collisions on Hwy 1 from the access to Exit 4 to St. Croix.



Protected "A"

This document is the property of the RCMP. It is not to be re-designated, copied or reproduced without the consent of the originator. The originator must be contacted prior to this information being used in an affidavit or any other document. External dissemination is limited to integrated units which include the R.C.M.P. Distribution within your agency is to be done on a need to know basis. The document is to be protected in accordance with normal safeguards for law enforcement information. This caveat is an integral part of this document.



Notes/Limitations:

- All data for Fatal/Serious Injury Collision files is gathered from Collision Analysis and Reconstruction Services (C.A.R.S.) reports, Toxicology reports, ME reports and reading the files.
- All data for Impaired driving charges/roadside suspensions is gathered from reading the files.
- All Ecollision data is gathered from a Ecollision data pull through PAT.
- All ticketing data is gathered from a PAT ticketing pull.
- There may be more than one causal factor for the E-collision and Fatal/Serious Injury Collision data.
- Ecollision and Fatal and Serious injury Collision GPS coordinates are derived from MV58a's and C.A.R.S. reports. All other GPS coordinates are based on the occurrence address and are therefore there may discrepancies depending on how specific the address is. Eg. Wentworth Road, Windsor vs. 169 Wentworth Road, Windsor.

Produced By: Michelle Fisher
H Divison DCAS
2021-01-18

Protected "A"

This document is the property of the RCMP. It is not to be re-designated, copied or reproduced without the consent of the originator. The originator must be contacted prior to this information being used in an affidavit or any other document. External dissemination is limited to integrated units which include the R.C.M.P. Distribution within your agency is to be done on a need to know basis. The document is to be protected in accordance with normal safeguards for law enforcement information. This caveat is an integral part of this document.