



**WEST HANTS REGIONAL MUNICIPALITY
Police Advisory Board -Agenda
April 25th 2022 - 6:00 p.m.
In-Person Sanford Council Chambers, 76 Morison Drive, Windsor, NS
(also Facebook (FB) Livestreamed)**

Agenda is subject to change due to additions that may not be able to be reflected until after the meeting.

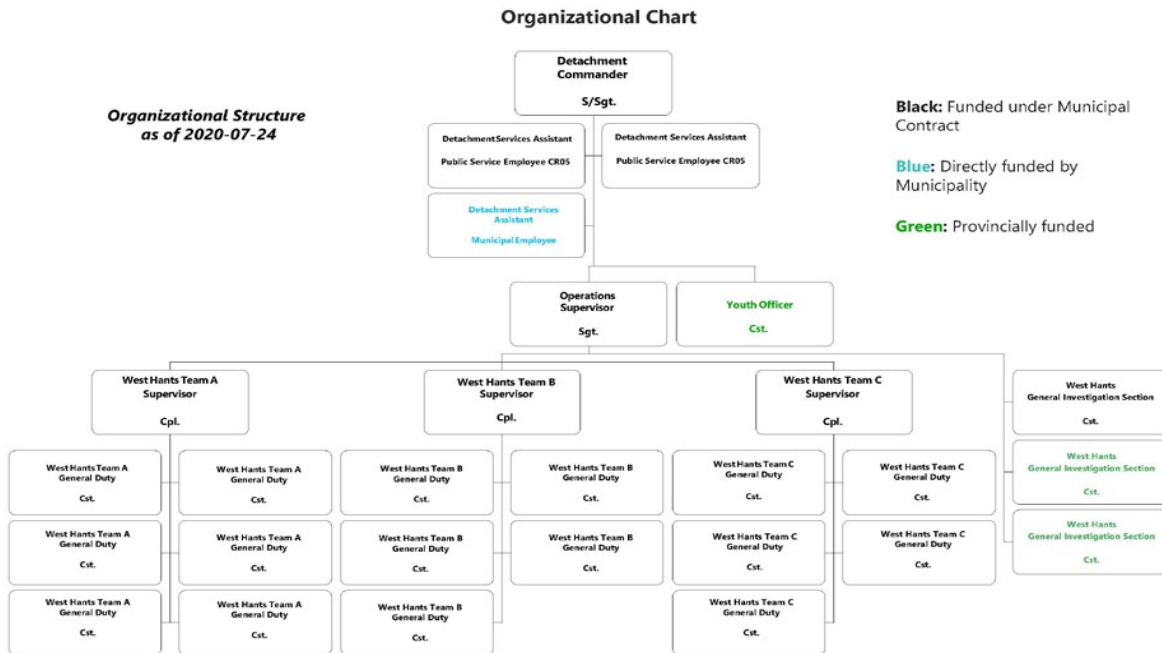
1. Call Meeting to Order
2. Attendance
3. Approval of Agenda
4. Declaration(s) of Conflict of Interest -
5. Approval of previous meeting minutes – October 18, 2021
6. Presentations - None
7. Reports
8. a) Quarterly Report
9. Business Arising from the Minutes / Old Business
 - a) PAB Training – Outstanding –
 - b) Noise By-Law / Peace & Good Order By-Law – No update
 - c) Outdoor Fires By-Law (verbal update) Report from Fire Department expected Jan/22
10. New Business
11. Correspondence - None
12. Next Meeting/Adjournment



**Quarterly Police Report
Municipality of West Hants
April 2022
2021/2022 Fiscal Year
Fourth Quarter
January – March 2022**

1. WEST HANTS DISTRICT ORGANIZATIONAL STRUCTURE

"H" DIVISION - SOUTHWEST NOVA - WEST HANTS DETACHMENT



- **1 Staff Sergeant (District Commander)**
- **1 Sergeant (Operations Manager)**
- **3 Corporals (Shift Supervisors)**
- **16 Constables (Investigators)**
- **1 Constable (General Investigations Section Investigator)**
- **2 Constables (Street Crime Enforcement Unit) – Provincial**
- **1 Constable (School Safety Resource/Youth Liaison) – Provincial**
- **2 Public Service Employees**
- **1 Municipal Employee**

1.1 FULL TIME EQUIVALENT UTILIZATION FOR ESTABLISHED POSITIONS

Pay Class	Established	FTE Utilization	Hard Vacancy	Soft Vacancy
S/SGT-01	1	1.00	0	0
SGT-01	1	1.10	0	0
CPL-01	3	3.19	0	0
CST-01	17	14.30	0	1
CR-5	2	2.00	0	0
Grand Total	24	21.59	0	1.00

Note: Data as of March 31st, 2022 subject to change with year end finalization

- **Constable** – Constable off duty since 2021-03-30 (30 days+ Medical)
- **Constable** (Restricted Duties) – Constable working restricted duties since 2021-08-10 (30 days+ Medical)
- **Constable** (Restricted Duties) – Constable working restricted duties since 2021-11-03 (30 days+ Medical)
- **Constable**** (Parental Leave) – Constable within Street Crime Enforcement Unit returned from Leave Without Pay effective February 2022
- **Constable**** (Restricted Duties) – Constable in School Safety Resource Officer position working restricted duties as of March 28th, 2022

***Positions funded by Province through Additional Officer Program and position not reflected in FTE establishment*

2. WEST HANTS DISTRICT FLEET

- (7) Patrol Cars (6 Municipal, 1 Provincial)
- (4) Patrol SUVs
- (3) Unmarked Police Vehicles (2 Municipal, 1 Provincial)
- (2) All Terrain Vehicles
- (2) Patrol Bicycles

3. WINDSOR/WEST HANTS DISTRICT FINANCIAL REPORT 2021/2022

P13 Report (Report Prepared by RCMP Senior Financial Analyst Mitchell CARR) P13 Year End amounts may be subject to change pending final year end reconciliation for all expenses and will be finalized in June.



Direct Expenditure Table (With Adjustments)

Vote / Standard Object	Commitment Item	2020/21	Budget	Expenditures	Forecast	Variance	Prior Forecast
Billable at 90%							
OPERATING							
01 - PERSONNEL	030 - Pay - Members	1,796,044	2,406,087	2,277,283	2,226,820	179,267	2,203,289
	031 - Extra Duty Pay - Mem	143,989	195,000	201,591	215,000	-20,000	195,000
01 - PERSONNEL Total		1,940,033	2,601,087	2,478,874	2,441,820	159,267	2,398,289
02 - TRANSPORTATION & COMMUNICATIONS	050 - Travel	1,475	1,500	1,551	2,500	-1,000	2,500
	052 - Training Travel	148	161	1,301	2,500	-2,339	400
	053 - Training Travel UCA	18	0	113	250	-250	250
	070 - Freight/Post/Exp/Car	2,018	2,042	2,006	2,100	-58	2,100
	100 - Telecomm Services	0	0	0	0	0	0
02 - TRANSPORTATION & COMMUNICATIONS Total		3,659	3,703	4,971	7,350	-3,647	5,250
03 - INFORMATION	130 - Publication Services	83	84	160	0	84	0
03 - INFORMATION Total		83	84	160	0	84	0
04 - PROFESSIONAL AND SPECIAL SERVICES	190 - Traning & Seminars	10,904	10,904	5,224	12,000	-1,096	12,000
	219 - Professional Svcs	19,329	19,909	18,894	22,500	-2,591	22,500
	220 - Other Services	2,636	2,636	2,560	2,700	-64	2,700
	223 - Radio Comm Svcs	75,259	82,000	82,198	85,000	-3,000	85,000
	191 - Training & Sem - UCA	0	0	272	0	0	0
04 - PROFESSIONAL AND SPECIAL SERVICES Total		108,129	115,449	109,147	122,200	-6,751	122,200
05 - RENTALS	261 - Leasing of Aircraft	2,297	2,297	3,734	2,527	-230	2,527
	290 - Rentals - Other	869	879	1,369	1,000	-121	1,000
05 - RENTALS Total		3,165	3,176	5,104	3,527	-351	3,527
06 - PURCHASED REPAIR AND MAINTENANCE	370 - Repair of Vehicles	15,029	15,209	34,576	30,000	-14,791	30,000
	390 - Repair Misc Equip	4,269	4,320	4,024	3,500	820	7,500
06 - PURCHASED REPAIR AND MAINTENANCE Total		19,298	19,529	38,600	33,500	-13,971	37,500
07 - UTILITIES, MATERIALS AND SUPPLIES	430 - Fuel	61,269	62,002	83,581	80,000	-17,998	80,000
	500 - Stationary	7,882	7,977	10,799	13,500	-5,523	8,000
	510 - Clothing & Kit	6,559	15,000	10,664	10,000	5,000	8,500
	540 - Supp & Sundry Equip	6,900	6,983	4,337	8,000	-1,017	8,000
	470 - Photographic Goods	322	0	0	0	0	0
07 - UTILITIES, MATERIALS AND SUPPLIES Total		82,931	91,962	109,381	111,500	-19,538	104,500
09 - ACQUISITION OF MACHINERY AND EQUIPMENT	440 - Transport Supp/Acc	9,449	9,562	6,819	8,000	1,562	10,000
	441 - Vehicle Changeovers	13,254	4,000	1,466	3,000	1,000	5,000
	480 - Firearms/Annun/Weap	606	7,500	10	1,000	6,500	1,000
	860 - Investigational Aids	2,550	2,500	0	0	2,500	2,500
	910 - Ofc Machines/Equip	1,103	1,116	126	1,000	116	1,000
	810 - Laboratory Equipment	1,038	0	383	1,200	-1,200	1,200
	900 - Other Equipment	0	6,500	3,445	3,500	3,000	6,000
	841 - Acq Computer Equip	0	16,320	20,220	16,320	0	16,320
	842 - Acq of Software	0	48	0	48	0	48
09 - ACQUISITION OF MACHINERY AND EQUIPMENT Total		28,000	47,546	32,468	34,068	13,478	43,068
12 - OTHER SUBSIDIES AND PAYMENTS	229 - CADC	-2,217	0	0	0	0	0
	590 - Misc Expenditures	0	0	556	556	-556	556
	580 - Other Expenditures	0	0	2,500	5,000	-5,000	5,000
12 - OTHER SUBSIDIES AND PAYMENTS Total		-2,217	0	3,056	5,556	-5,556	5,556
OPERATING Total		2,183,082	2,882,536	2,781,760	2,759,521	123,015	2,719,890
CAPITAL							
09 - ACQUISITION OF MACHINERY AND EQUIPMENT	890 - Vehicles	258,513	50,000	-13,833	-13,833	63,833	50,000
09 - ACQUISITION OF MACHINERY AND EQUIPMENT Total		258,513	50,000	-13,833	-13,833	63,833	50,000
CAPITAL Total		258,513	50,000	-13,833	-13,833	63,833	50,000
Billable at 90% Total		2,441,595	2,932,536	2,767,927	2,745,688	186,848	2,769,890
Billable at 100%							
OPERATING							
01 - PERSONNEL	010 - Pay - PS	130,883	121,000	121,252	120,691	309	121,214
	011 - Overtime - PS	134	0	277	300	-300	300
01 - PERSONNEL Total		131,017	121,000	121,529	120,991	9	121,514
04 - PROFESSIONAL AND SPECIAL SERVICES	170 - Cont Svcs-Real Prop	120,533	129,064	113,674	120,867	8,197	120,867
	213 - Corps of Commission	32,036	29,288	39,378	39,500	-10,212	39,500
04 - PROFESSIONAL AND SPECIAL SERVICES Total		152,569	158,352	153,052	160,367	-2,015	160,367
05 - RENTALS	240 - Rental Land/Bld/Wrks	0	0	8,667	0	0	8,667
05 - RENTALS Total		0	0	8,667	0	0	8,667
06 - PURCHASED REPAIR AND MAINTENANCE	310 - Repair Bldgs & Works	17,581	17,500	10,993	15,000	2,500	15,000
06 - PURCHASED REPAIR AND MAINTENANCE Total		17,581	17,500	10,993	15,000	2,500	15,000
07 - UTILITIES, MATERIALS AND SUPPLIES	400 - Utility Svcs/Heating	22,254	24,000	23,313	24,000	0	24,000
	550 - House Furnishings	0	0	0	0	0	0
07 - UTILITIES, MATERIALS AND SUPPLIES Total		22,254	24,000	23,313	24,000	0	24,000
09 - ACQUISITION OF MACHINERY AND EQUIPMENT	830 - Furniture & Fixtures	1,829	0	1,227	1,500	-1,500	0
09 - ACQUISITION OF MACHINERY AND EQUIPMENT Total		1,829	0	1,227	1,500	-1,500	0
12 - OTHER SUBSIDIES AND PAYMENTS	570 - Prisoners' Expenses	358	362	362	500	-138	500
	592 - Pymts in Lieu of Tax	9,446	9,500	9,393	9,500	0	9,500
12 - OTHER SUBSIDIES AND PAYMENTS Total		9,804	9,862	9,755	10,000	-138	10,000

Indirect Expenditure Table

Row Labels	SubCategory	2020/21	Budget	Expenditures	Forecast	Variance	Prior Forecast
Billable at 90%							
Category 1: Pension Insurance	Company Pension: RM/CM Pensionable Salaries	335,105	467,743	431,131	432,894	34,850	428,319
	Member Employment Insurance	19,016	22,749	20,644	20,749	1,999	20,102
	PS/Reservists Employment Insurance	36	0	0	0	0	0
	Canada Pension Plan	60,684	72,479	69,751	70,108	2,372	64,045
Category 1: Pension Insurance Total		414,841	562,971	521,527	523,751	39,221	512,466
Category 2: Support Programs	Divisional Administration	700,654	958,826	807,479	811,603	147,223	804,835
	Enhanced Reporting and Accountability	2,178	2,525	2,262	2,274	251	2,246
	Legal Advisory Services	3,339	3,929	3,520	3,538	391	3,495
Category 2: Support Programs Total		706,171	965,280	813,262	817,415	147,865	810,577
Category 3: National Programs	Cadet Training Program	93,308	107,998	91,576	92,043	15,955	90,921
	Recruiting	25,127	28,336	25,434	25,564	2,772	25,253
Category 3: National Programs Total		118,435	136,334	117,010	117,608	18,726	116,173
Category 5: Other Capital Cost Recoveries	Police Reporting and Occurrence System	14,754	17,357	14,817	14,892	2,464	14,711

Category 5: Other Capital Cost Recoveries Total		14,754	17,357	14,817	14,892	2,464	14,711	
Category 6: Other Government Departments	Civilian Review & Complaints Commission	10,734	11,437	11,149	11,206	231	11,070	
	Shared Services Canada, Windsor - West Hants	7,667	7,220	7,220	7,220	0	7,220	
Category 6: Other Government Departments Total		18,400	18,657	18,369	18,426	231	18,290	
Billable at 90% Total		1,272,601	1,700,599	1,484,985	1,492,093	208,506	1,472,217	
Billable at 100%	Category 1: Pension Insurance	Company Pension: PS Employees Pensionable Salaries PS/Reservists Employment Insurance Canada Pension Plan	12,754	11,988	12,002	11,997	-9	12,109
			2,433	2,482	2,535	2,535	-53	2,482
			6,460	6,589	7,125	7,125	-536	6,589
			21,648	21,059	21,662	21,656	-598	21,180
Category 1: Pension Insurance Total		21,648	21,059	21,662	21,656	-598	21,180	
Category 4: Accommodations		106,263	106,263	106,263	106,263	0	106,263	
Category 4: Accommodations Total		106,263	106,263	106,263	106,263	0	106,263	
Billable at 100% Total		127,911	127,321	127,925	127,919	-598	127,443	
Grand Total		1,400,512	1,827,920	1,612,909	1,620,012	207,908	1,599,660	

Expenditure & Forecast Summary		2020/21	Budget	Expenditures	Forecast	Variance	Prior Forecast
Direct Expenditures		2,441,595	2,932,536	2,767,927	2,745,688	186,848	2,769,890
Adjustments & Credits		0	0	0	0	0	0
Indirect Expenditures		1,272,601	1,700,599	1,484,985	1,492,093	208,506	1,472,217
Total Expenditures Billable at 90%		3,714,196	4,633,135	4,252,912	4,237,781	395,354	4,242,107
Share at 90%		3,342,776	4,169,821	3,827,621	3,814,003	355,819	3,817,896
Direct Expenditures		335,055	330,714	328,537	331,858	-1,144	339,548
Adjustments & Credits		0	0	0	0	0	0
Indirect Expenditures		127,911	127,321	127,925	127,919	-598	127,443
Total Expenditures Billable at 100%		462,966	458,035	456,461	457,777	-1,742	466,991
Municipality Expenditures		3,805,742	4,627,857	4,284,082	4,273,780	354,077	4,284,887

FTE Table							
Employee Category	Employee SubCategory	2020/21	Budget	Expenditure	Forecast	Variance	Prior Forecast
Public Service Employee	Public Service Employee	2.01	2.00	2.00	2.00	0.00	2.00
Public Service Employee Total		2.01	2.00	2.00	2.00	0.00	2.00
Regular Member	Regular Member	18.85	22.00	19.58	19.68	2.32	19.44
	Reservist	0.03	0.00	0.00	0.00	0.00	0.00
Regular Member Total		18.88	22.00	19.58	19.68	2.32	19.44
Grand Total		20.89	24.00	21.58	21.68	2.32	21.44

Indirect Rates - FTE / Superannuation based							
Category	SubCategory	2020/21	Budget	Expenditures	Forecast	Variance	Prior Forecast
Category 1: Pension Insurance	Company Pension: PS Employees Pensionable Salaries	0.10	0.10	0.10	0.10	0	0.10
	Company Pension: RM/CM Pensionable Salaries	0.19	0.19	0.19	0.19	0	0.19
	Canada Pension Plan	3,214.17	3,294.52	3,562.38	3,562.38	-268	3,294.52
	Member Employment Insurance	1,008.81	1,034.03	1,054.34	1,054.34	-20	1,034.03
	PS/Reservists Employment Insurance	1,210.52	1,240.78	1,267.48	1,267.48	-27	1,240.78
Category 1: Pension Insurance Total		5,433.79	5,569.62	5,884.49	5,884.49	-315	5,569.62
Category 2: Support Programs	Divisional Administration	37,169.97	43,583.00	41,240.00	41,240.00	2,343	41,401.00
	Enhanced Reporting and Accountability	115.54	114.76	115.54	115.54	-1	115.54
	Legal Advisory Services	177.13	178.60	179.79	179.79	-1	179.79
Category 2: Support Programs Total		37,462.64	43,876.36	41,535.33	41,535.33	2,341	41,696.33
Category 3: National Programs	Cadet Training Program	4,950.00	4,909.00	4,677.00	4,677.00	232	4,677.00
	Police Dog Service Training Center	34,434.00	34,619.00	34,432.00	34,432.00	187	34,432.00
	Recruiting	1,333.00	1,288.00	1,299.00	1,299.00	-11	1,299.00
Category 3: National Programs Total		40,717.00	40,816.00	40,408.00	40,408.00	408	40,408.00
Category 5: Other Capital Cost Recoveries	Police Reporting and Occurrence System	782.72	788.94	756.73	756.73	32	756.73
Category 5: Other Capital Cost Recoveries Total		782.72	788.94	756.73	756.73	32	756.73
Category 6: Other Government Departments	Civilian Review & Complaints Commission	569.43	519.86	569.43	569.43	-50	569.43
Category 6: Other Government Departments Total		569.43	519.86	569.43	569.43	-50	569.43

4. CALLS FOR SERVICE

Calls for Service Include unfounded and unsubstantiated Criminal Code, Federal & Provincial Statutes as well as Assistance to other agencies and by-law enforcement within West Hants District.

2020/2021 FY	2021/2022 FY	4th Quarter 2020/2021	4th Quarter 2021/2022
4,598 YTD	4,998	1,325	1,285

5. WEST HANTS DISTRICT CRIME STATISTICS

Caveat for the following Data Table:

All data are working data and are subject to change through ongoing investigations and data quality measures.

*Statistics represent first line scoring, consistent with Stats Can. Files marked unfounded and unsubstantiated have been removed. Files marked insufficient evidence to proceed are **included**.*

Detachment information is parsed from the "Notes" field in the PROS data. If the location was not properly entered in this field, the stat will not be included in the dashboards.

Traffic stats and stats coded to Traffic Units have been removed.



West Hants
January to March Statistics

Protected "A"

(Includes Traffic Services and Occurrences taken by Call Back Unit)

Type of Crime & Occurrence Type	2022	2021	Amount of Change
Crimes Against Persons			
Offences Related to Death	0	0	0
Sexual Offences	2	10	-8
Assault	32	18	14
Kidnapping/Hostage/Abduction	0	0	0
Robbery	0	0	0
Extortion / Intimidation	1	2	-1
Criminal Harassment	0	11	-11
Indecent Harassing Comm.	11	6	5
Uttering Threats	21	13	8
Property Crime			
Arson	1	1	0
Break and Enter	9	10	-1
Unlawfully in a Dwelling House	0	0	0
Theft Over	2	3	-1
Theft of Motor Vehicle	4	3	1
Theft of Other MV / Motorcycle	2	1	1
Take MV w/o Consent	1	2	-1
Theft Under	30	9	21
Shoplifting	10	7	3
Theft (mail, bicycle, et al)	0	1	-1
Theft from Motor Vehicle	5	23	-18
Possession of Stolen Goods	1	2	-1
Fraud	49	34	15
Identity Theft	0	0	0
Mischief	62	50	12
Drug Enforcement			
Possession	1	2	-1
Trafficking	5	6	-1
Import/Export	0	0	0
Production	0	0	0
Other	1	1	0



West Hants
January to March Statistics

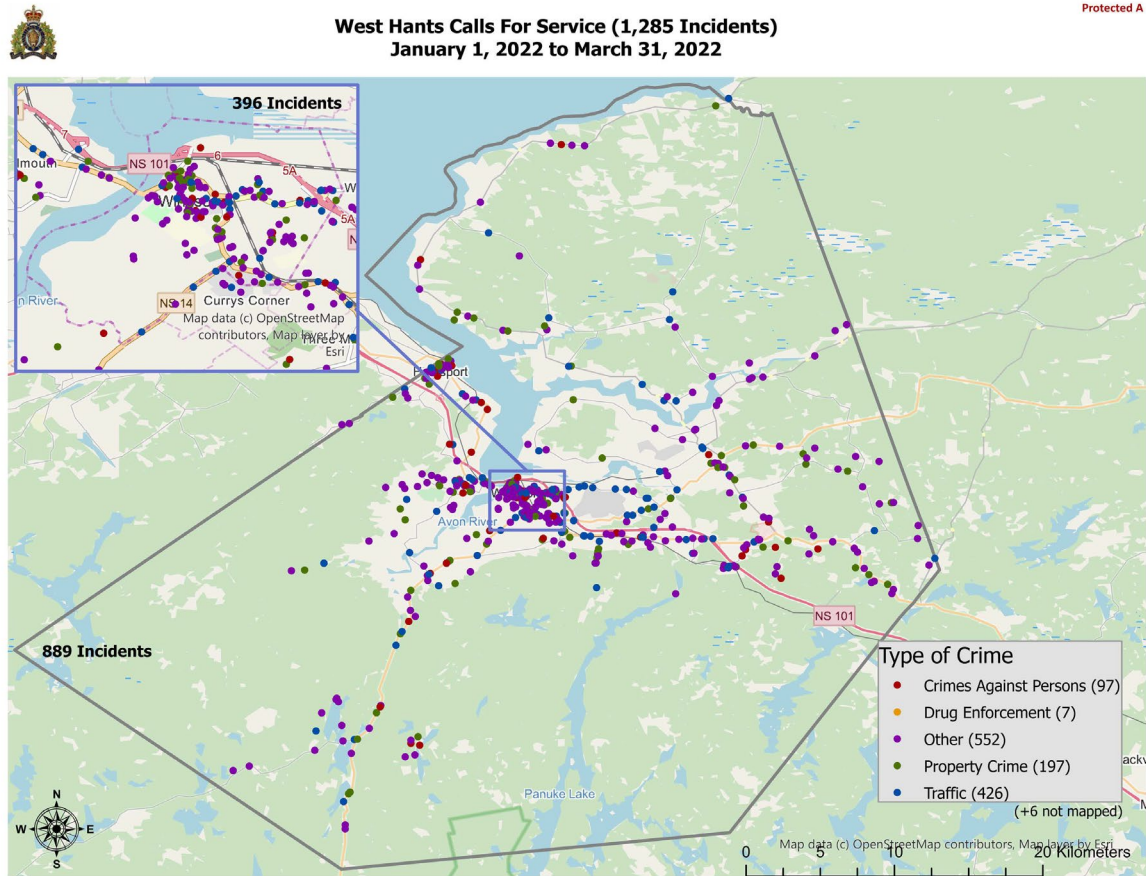
Protected "A"

(Includes Traffic Services and Occurrences taken by Call Back Unit)

Type of Crime & Occurrence Type	2022	2021	Amount of Change
Traffic			
Dangerous Op of MV	0	2	-2
Impaired by Alcohol	14	17	-3
Impaired by Drug	1	2	-1
Failure/Refusal	1	0	1
Driving while Disqualified	4	9	-5
Fail to Stop or Remain	11	8	3
Seatbelt Violation	70	54	16
Intersection Violation	12	35	-23
Speeding Violation	49	108	-59
Insurance Violation	1	5	-4
Road Side Suspension (Alcohol)	0	2	-2
Road Side Suspension (Drug)	0	0	0
Collision - Fatal	1	1	0
Collision - Non - Fatal Injury	5	8	-3
Collision - Reportable	47	40	7
Collision - Non Reportable	43	32	11
Off-Road Vehicle Collision	1	0	1
Municipal By-laws	0	0	0
Other Traffic Offence/Violation	152	187	-35
Other Traffic Related Duties	2	1	1
Checkstop	8	38	-30
Other			
911 Call	34	20	14
Breach of Court Order	26	30	-4
Liquor Act	11	4	7
Mental Health Act	56	39	17
Missing Person	24	8	16
Municipal Bylaw - Other	5	0	5
Other	305	288	17
Suspicious P V P	46	39	7
Trespass At Night	2	0	2
HPA (COVID-19) - Offences only	6	11	-5
HPA (COVID-19) - Other activities	2	1	1
QUA (COVID-19) - Offences Only	0	0	0
QUA (COVID-19) - Other Activities	8	30	-22
Total Founded & SUI Occurrences	1,197	1,234	-37
Total Occurrences*	1,285	1,325	-40

**Includes Unfounded and Unsubstantiated*

6. CALLS FOR SERVICE MAP (WEST HANTS)



7. ROAD SAFETY REPORT

West Hants Road Safety Report (Report Prepared by RCMP Traffic Services Data Analyst Michelle FISHER)

Notes: *Raw data is obtained from PROS, Versadex and PAT as well as submissions from Southwest Nova District (SWN), Northeast Nova District (NEN) and Halifax District (HDD)

**Fatal and Serious Injury collision causal factor information is collected from PROS and Versadex as well as Medical Examiner's Reports and CARS reports.

***All causal factors in this report are based on preliminary findings. Impaired results are waiting for toxicology for confirmation

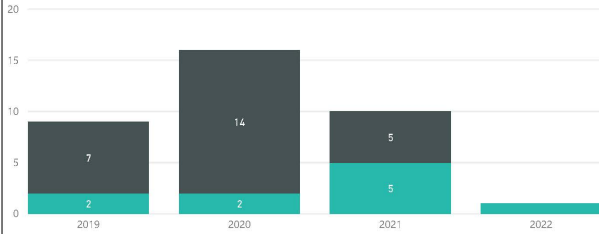
Municipality of West Hants Quarterly Police Report January - March 2022

H Division Comstat Report - Fatal and Serious Injury Collisions Yearly Comparison

County
WEST HANTS

Collisions by Year

Type ● Fatal ● Serious Injury



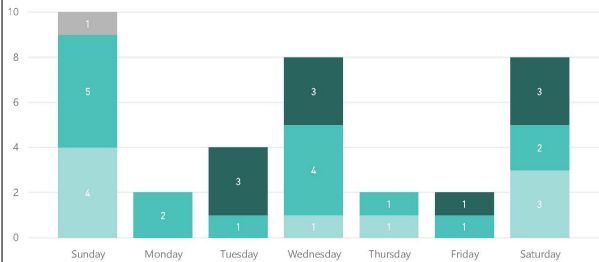
Collisions by Month

Year ● 2019 ● 2020 ● 2021 ● 2022



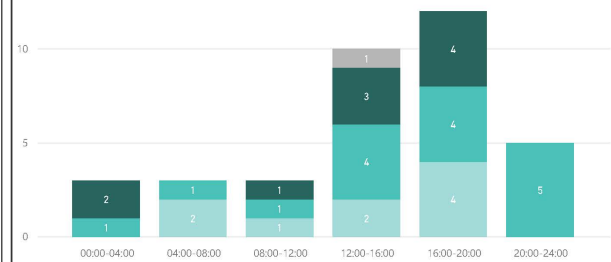
Collisions by Day of Week

Year ● 2019 ● 2020 ● 2021 ● 2022



Collisions by Time of Day

Year ● 2019 ● 2020 ● 2021 ● 2022

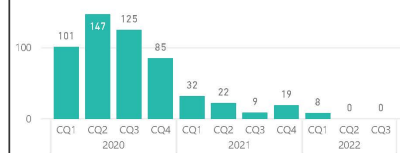


H Division Comstat Report - Enforcement (District only - does not include Traffic Services) 2022 is year to date

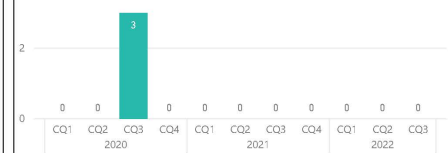
District 2
West Hants District

Overall Category	2020	2021	2022	Total
Total CC Charges	141	4	3	148
CC Prohibited Driving Charges	17	3	3	23
OTH CC Charges	23	1	0	24
CDSA Charges	0	0	0	0
OTH Federal Charges	101	0	0	101
Total Impaired Driving Charges	33	43	12	88
Administrative Suspensions	15	19	5	39
Impaired (Drug and Alcohol)	14	21	7	42
Refusal Charges	4	3	0	7
Total Provincial Charges	904	353	31	1288
Seat Belt Charges	3	0	0	3
Speeding Charges	407	65	7	479
Stunting Charges	7	1	0	8
Other Aggressive Driving Charges	44	17	1	62
Cell Phone Charges	5	4	0	9
Other MVA Charges	298	167	11	476
Unlic/Susp/Revoked	59	47	3	109
Other Provincial Statute Charges	81	52	9	142
Total	1078	400	46	1524

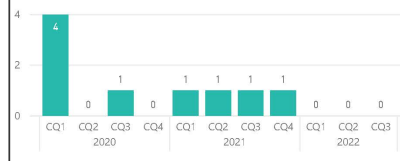
Aggressive Driving SOTs



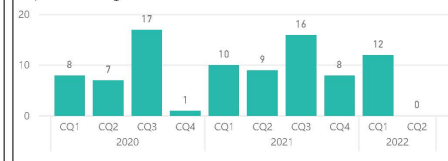
Occupant Restraint SOTs



Cell Phone SOTs



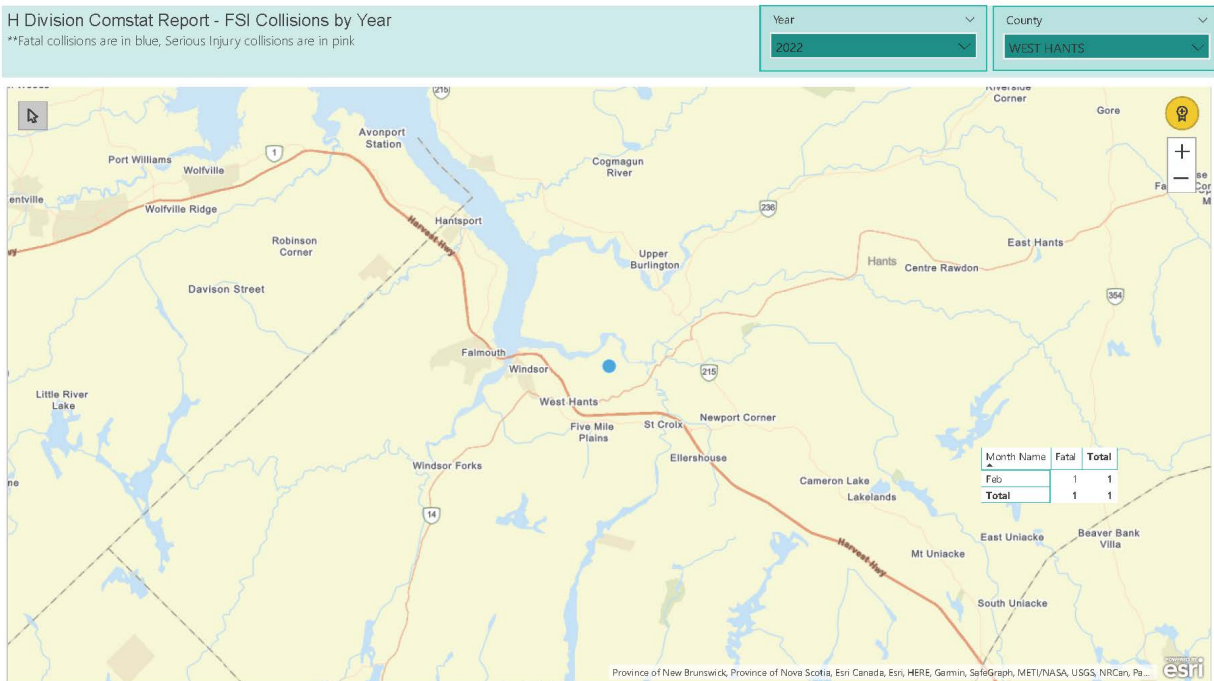
Impaired Driving Offences



Total SOTs and Charges (CC and Impaired)

Year ● 2019 ● 2020 ● 2021 ● 2022





- West Hants RCMP Members conducted six check stops at various locations throughout West Hants during this quarter.
- West Hants RCMP Members issued thirty-two summary offence tickets and sixty written warnings during this quarter.

8. GENERAL INVESTIGATION SECTION

- Fraud/Criminal Harassment – December 2021 West Hants GIS continues to investigate multiple allegations of identity fraud and criminal harassment involving multiple victims where the same suspect is believed to be responsible.
- Cocaine Trafficking/Weapons Offences – West Hants GIS assisted the Street Crime Enforcement Unit with a cocaine trafficking investigation of two individuals from the Garlands Crossing area. One of these individuals was also a suspect in a robbery that occurred in Kings District. Investigators collaborated ensuring necessities of both investigations were met through simultaneous arrests and search warrant executions.

9. SCHOOL SAFETY RESOURCE OFFICER

Cst. Richard COLLINS assumed the SSRO position on January 12th, 2022. Cst. COLLINS deals with the majority of calls for service received from West Hants schools.

- Cst. COLLINS has met with the administrators of every school within West Hants to provide an awareness of his role and what he can offer.
- Cst. COLLINS facilitated online presentations by the RCMP's National Youth Services to three West Hants Schools related to human trafficking and reconciliation during the months of February and March.
- Cst. COLLINS has conducted at least eight presentations to students of numerous schools at various age appropriate garde levels related to cyber safety, intimate images, cyber bullying, sexual assault/consent during this quarter.
- Cst. COLLINS has conducted traffic enforcement directly related to the safety of children/youth in school zones including the Hantsport area. In addition Cst. COLLINS has worked with Avon Valley Regional Centre for Education to initiate a program where he rides various bus routes to observe the youth and monitor for violations under the Motor Vehicle Act related to busses and school zones.
- Cst. COLLINS has also conducted several presentations related to a healthy/active lifestyle where he introduced students to his sled dogs.

10. STREET CRIME ENFORCEMENT UNIT (SCEU) (PROVINCIAL)

- The SCEU Investigator previously on Leave Without Pay returned to work in February.
- SCEU investigators continued to complete follow up investigation related to a cocaine trafficking investigation where a male and female were arrested and charged in June 2021. As a result evidence was gathered to indicate the pair was continuing to traffick cocaine and were believed to have committed a violent persons crime in a neighbouring jurisdiction. A search warrant was executed on their residence and the pair were again arrested and charged for multiple Controlled Drugs and Substances Act offences as well as numerous Criminal Code offences.

- In January West Hants SCEU executed a search warrant on a Summerville residence where a firearm was being kept unlawfully. Investigators were assisted by Colchester and Halifax SCEU Teams, Crimmminal Intelligence Service Nova Scotia and “H” Divisions Emergency Response Team. As a result a firearm was subsequently located and seized. An adult male and female were arrested and charged for firearms and weapons related offences. This matter remains before the court.

11. SIGNIFICANT / NOTEWORTHY

Some significant and noteworthy items this past quarter include the following:

- There were nine reported Break & Enters during this quarter. Four of these incidents were determined to be unfounded. One remains under investigation, one was solved however the victim declined charges and the remaining investigations resulted in insufficient evidence to proceed further.
- There were six thefts of motor vehicle (cars, atv’s etc.) during this quarter. One was unfounded, and the remaining resulted in insufficient evidence to proceed.
- West Hants Detachment investigated twenty-four incidents of individuals reported missing during this quarter.
- Two sexual offences were reported during this quarter. One investigation resulted in the offender being identified however the victim did not wish to pursue charges, one resulted in insufficient evidence to proceed. West Hants RCMP is also assisting with the investigation of a sexual offence allegation that occurred in another jurisdiction however the victim and witnesses reside in West Hants.
- Members responded to one ninety-six motor vehicle collisions during this quarter. Five of these collisions resulted in injuries, one in a fatality and the remainder resulted in damage to property.
- Members conducted eleven human death investigations during this quarter.
- Members responded to fifty-six calls for service related to individuals experiencing mental health crises.
- Police dealt with sixteen incidents of possible impaired driving during this quarter. Charges were laid in six instances. One occurrences was investigated and determined impairment was not a factor. The remaining occurrences had insufficient evidence to proceed.
- West Hants RCMP remains engaged in the Avon River Aboiteau Fish Demonstration. Cpl. TUCKER remains engaged as the local point of contact and the RCMP’s Provincial Divisional Liaison Team remains engaged as well.

- West Hants Detachment hosted a flag raising ceremony for African Heritage Month in February where the African Nova Scotian Flag was raised. Students from multiple schools and members of the African Nova Scotian community were present and participated in the ceremony. Representatives of the Municipality of West Hants were also in attendance.
- West Hants Members managed several demonstrations against covid restrictions during this period. The demonstrations were peaceful and aside from Traffic control there were no issues reported.

Respectfully Submitted,

Staff Sergeant David FERGUSON
District Commander
West Hants RCMP