

**WEST HANTS REGIONAL MUNICIPALITY**  
**Police Advisory Board Meeting Agenda**  
**April 22, 2024- 6:00 p.m.**  
**Sanford Council Chambers, 76 Morison Drive, Windsor, NS**  
**(also Facebook livestreamed)**

Agenda is subject to change due to additions that may not be able to be reflected until after the meeting.

---



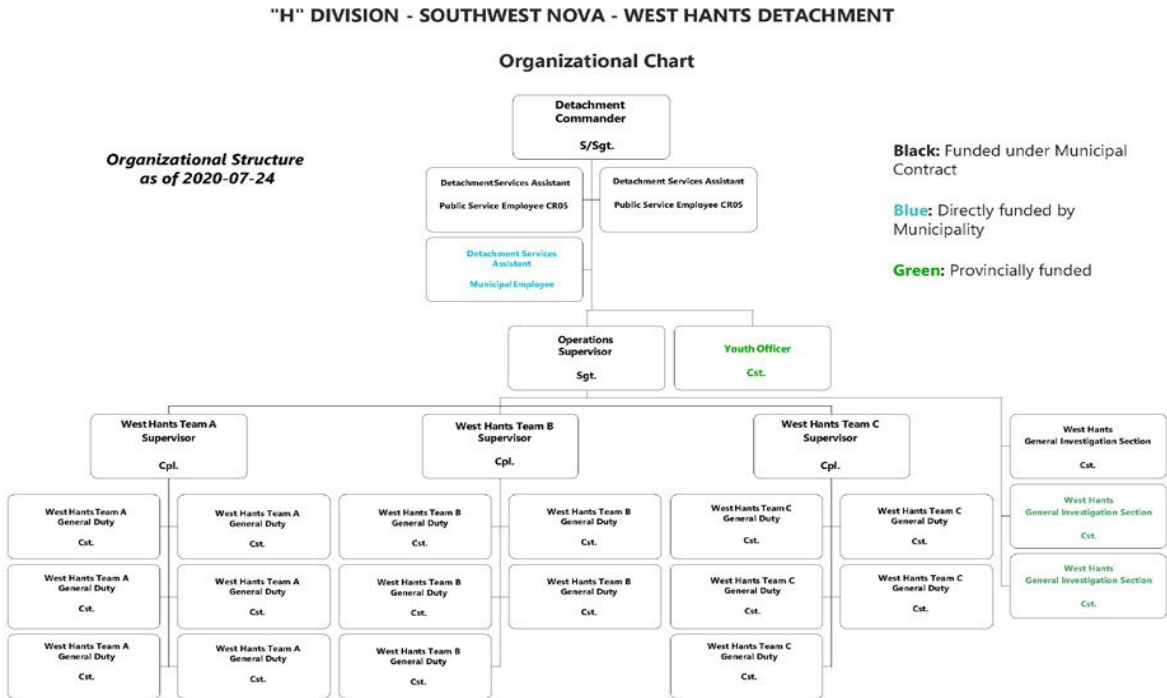
**West Hants**  
something inspiring awaits

- 1. Call to Order**
- 2. Attendance**
- 3. Announcements**
- 4. Approval of the Agenda – Additions/Deletions**
- 5. Declaration(s) of Conflict of Interest**
- 6. Approval of Previous Meeting Minutes – The January 22, 2024 Police Advisory Board Minutes are unavailable at this time.**
- 7. Presentations - None**
- 8. Business Arising from the Minutes / Old Business - None**
- 9. Reports**
  - (a) West Hants RCMP Quarterly Report
- 10. New Business**
  - (a) RCMP Planning & Strategy Session
- 11. Correspondence - None**
- 12. Next Meeting Date / Adjournment – Quarterly meetings on the third (3<sup>rd</sup>) Monday (Jan – Apr – Jul – Oct) – Next one is July 15, 2024 at 6pm.**



**Quarterly Police Report  
Municipality of West Hants  
April 2024  
2023/2024 Fiscal Year  
Fourth Quarter  
January – March 2024**

1. WEST HANTS DISTRICT ORGANIZATIONAL STRUCTURE



- 1 Staff Sergeant (District Commander)
- 1 Sergeant (Operations Manager)
- 3 Corporals (Shift Supervisors)
- 16 Constables (Investigators)
- 1 Constable (General Investigations Section Investigator)
- 2 Constables (Street Crime Enforcement Unit) – Provincial
- 1 Constable (School Safety Resource/Youth Liaison) – Provincial
- 2 Public Service Employees
- 1 Municipal Employee

**1.1 FULL TIME EQUIVALENT UTILIZATION FOR ESTABLISHED POSITIONS**

Pay Class	Established	FTE Utilization	Hard Vacancy	Soft Vacancy
S/SGT-01	1	1.00	0	0
SGT-01	1	1.02	0	0
CPL-01	3	2.77	0	1
CST-01	17	13.33	0	4
CR-5	2	1.99	0	2
<b>Grand Total</b>	<b>24</b>	<b>18.13**</b>	<b>0</b>	<b>7</b>

*Note: Data as of March 31st, 2024 may be subject to change prior to year end.*

- **Constable** – Constable off duty effective December 21st, 2023. (30 days+ Medical) This Member was previously restricted to administrative duties since September 30<sup>th</sup>, 2023.
- **Constable** – Constable off duty for medical reasons since September 22<sup>nd</sup>, 2022. (30 days+ Medical)
- **Constable** – Constable off duty for medical reasons since August 28th, 2023. (30 days+ Medical)
- **Constable** – Constable off duty for medical reasons since July 25th, 2023. (30 days+ Medical)
- **Corporal** – Corporal off duty for medical reasons since May 9<sup>th</sup>, 2023. (30 days+ Medical)
- **Detachment Services Assistant** – Municipal Employee off duty for medical reasons since February 5<sup>th</sup>, 2024. (30 days+ Medical)
- **Detachment Services Assistant** – CR-5 off duty for medical reasons since February 5<sup>th</sup>, 2024. (30 days+ Medical)
- **Detachment Services Assistant** – CR-5 off duty for medical reasons since February 28<sup>th</sup>, 2024. (30 days+ Medical)

*\*\*West Hants is responsible for 100% of salary costs for the CR-5 positions which do not get moved to the Div Admin Cost Centre when off duty in excess of 30 days as Regular Members do.*

## **2. WEST HANTS DISTRICT FLEET**

- (7) Patrol Cars (6 Municipal, 1 Provincial)
- (4) Patrol SUVs
- (3) Unmarked Police Vehicles (2 Municipal, 1 Provincial)
- (2) All Terrain Vehicles
- (2) Patrol Bicycles

*\*\*Three fully marked police vehicles (Ford Taurus) have been replaced by Dodge Chargers during this quarter. One of the SUV's was scheduled for replacement during the 2023/24 fiscal year however unable to be replaced to date due to supply issues and prioritization of vehicle needs within "H" Division.*

## **3. CALLS WINDSOR/WEST HANTS DISTRICT FINANCIAL REPORT 2023/2024 P12 Report (Report Prepared by RCMP Senior Financial Analyst Kyla DOW)**



Royal Canadian Mounted Police  
Gendarmerie royale du Canada

Windsor West Hants  
Municipal Over  
P13, as of March 31, 2024

Direct Expenditures								
Row Labels	VOTE	Commitment Item   Description	2022 Final	2023 Final	Budget	Actual YTD	Forecast	Variance
Cost Shared	OPERATING							
	01   PERSONNEL	030   Pay - Members	2,270,043	2,383,602	2,762,282	2,119,826	2,118,237	642,456
		031   Extra Duty Pay - Mem	208,569	175,211	195,000	248,877	225,000	-53,877
		01   PERSONNEL Total	2,478,612	2,558,812	2,957,282	2,368,703	2,343,237	588,579
	02   TRANSPORTATION & COMMUNICATIONS	050   Travel	1,551	1,420	1,500	8,685	5,000	-7,185
		052   Training Travel	1,301	5,048	5,000	8,381	5,000	-3,381
		053   Training Travel UCA	113	626	500	642	500	-142
		070   Freight/Post/Exp/Car	2,006	2,727	2,750	2,508	2,750	242
		100   Telecomm Services	0	-75	0	2,514	0	-2,514
		02   TRANSPORTATION & COMMUNICATIONS Total	4,971	9,747	9,750	22,730	13,250	-12,980
	03   INFORMATION	130   Publication Services	160	681	500	956	1,250	-456
		03   INFORMATION Total	160	681	500	956	1,250	-456
	04   PROFESSIONAL AND SPECIAL SERVICES	190   Training & Seminars	13,901	22,497	20,000	20,800	20,000	-800
		191   Training & Sem - UCA	272	0	0	0	0	0
		219   Professional Svcs	19,091	21,367	21,000	13,472	20,000	7,528
		220   Other Services	2,560	3,342	3,500	4,198	3,500	-698
		221   IM/IT Services	0	0	0	5,286	5,369	-5,286
		223   Radio Comm Svcs	82,198	87,226	82,648	72,087	82,648	10,561
		04   PROFESSIONAL AND SPECIAL SERVICES Total	118,021	134,431	127,148	115,843	131,517	11,305
	05   RENTALS	261   Leasing of Aircraft	3,734	5,041	5,000	3,620	19,675	1,380
		280   Infor Tech Rentals	0	0	0	134	0	-134
		290   Rentals - Other	1,369	957	1,400	1,147	1,400	253
		05   RENTALS Total	5,104	5,997	6,400	4,902	21,075	1,499
	06   PURCHASED REPAIR AND MAINTENANCE	370   Repair of Vehicles	34,576	35,121	30,000	73,615	69,000	-43,615
		390   Repair Misc Equip	4,024	4,496	4,500	4,636	6,500	-136
		393   IT Repair & Maint	0	0	0	789	0	-789
		06   PURCHASED REPAIR AND MAINTENANCE Total	38,600	39,617	34,500	79,040	75,500	-44,540
	07   UTILITIES, MATERIALS AND SUPPLIES	430   Fuel	83,581	106,852	100,000	104,799	100,000	-4,799
		500   Stationary	10,799	6,338	7,500	12,097	10,000	-4,597
		510   Clothing & Kit	10,664	11,782	3,000	22,393	25,000	-19,393
	540   Supp & Sundry Equip	4,337	7,437	7,500	11,281	7,500	-3,781	
	07   UTILITIES, MATERIALS AND SUPPLIES Total	109,381	132,409	118,000	150,570	142,500	-32,570	
09   ACQUISITION OF MACHINERY AND EQUIPMENT	440   Transport Supp/Acc	6,819	7,497	7,000	15,663	12,500	-8,663	
	441   Vehicle Changeovers	1,466	5,774	22,000	19,585	16,500	2,415	
	480   Firearms/Annun/Weap	10	4,736	35,000	50,699	37,475	-15,699	
	770   Radio Comm Equip	0	0	150	150	150	0	
	810   Laboratory Equipment	383	187	400	110	400	290	
	841   Acq Computer Equip	20,220	33,942	85,200	15,115	25,000	70,085	
	842   Acq of Software	0	144	0	120	0	-120	
	860   Investigational Aids	0	0	6,500	3,507	6,500	2,993	
	900   Other Equipment	3,445	0	0	0	0	0	
	910   Ofc Machines/Equip	126	170	200	2,730	2,750	-2,530	

Cost Shared	09   ACQUISITION OF MACHINERY AND EQUIPMENT Total		32,468	52,451	156,450	107,680	101,275	48,770
	12   OTHER SUBSIDIES AND PAYMENTS	229   CADC	0	0	0	-219	0	219
		580   Other Expenditures	2,500	0	0	0	0	0
		590   Misc Expenditures	556	0	0	0	0	0
	12   OTHER SUBSIDIES AND PAYMENTS Total		3,056	0	0	-219	0	219
	OPERATING Total		2,790,373	2,934,145	3,410,030	2,850,205	2,829,604	559,825
	CAPITAL							
	09   ACQUISITION OF MACHINERY AND EQUIPMENT	890   Vehicles	-13,833	59,776	256,000	233,628	256,000	22,372
	09   ACQUISITION OF MACHINERY AND EQUIPMENT Total		-13,833	59,776	256,000	233,628	256,000	22,372
	CAPITAL Total		-13,833	59,776	256,000	233,628	256,000	22,372
	CREDITS TO CP							
	03   INFORMATION	130   Publication Services	0	0	0	-157	0	157
	03   INFORMATION Total		0	0	0	-157	0	157
	05   RENTALS	290   Rentals - Other	0	-165	0	0	0	0
	05   RENTALS Total		0	-165	0	0	0	0
	07   UTILITIES, MATERIALS AND SUPPLIES	540   Supp & Sundry Equip	0	0	0	-153	0	153
	07   UTILITIES, MATERIALS AND SUPPLIES Total		0	0	0	-153	0	153
CREDITS TO CP Total		0	-165	0	-309	0	309	
Cost Shared Total			2,776,540	2,993,755	3,666,030	3,083,524	3,085,604	582,506
Chargeable at 100%	OPERATING							
	01   PERSONNEL	010   Pay - PS	121,252	122,201	141,385	143,833	144,508	-2,448
		011   Overtime - PS	277	207	0	883	59	-883
	01   PERSONNEL Total		121,529	122,409	141,385	144,716	144,567	-3,331
	04   PROFESSIONAL AND SPECIAL SERVICES	170   Cont Svcs-Real Prop	127,937	149,641	145,889	166,985	145,889	-21,096
		213   Corps of Commission	39,378	48,038	45,000	40,058	45,000	4,942
	04   PROFESSIONAL AND SPECIAL SERVICES Total		167,315	197,679	190,889	207,044	190,889	-16,155
	06   PURCHASED REPAIR AND MAINTENANCE	310   Repair Bldgs & Works	13,811	9,506	19,929	12,732	16,211	7,197
	06   PURCHASED REPAIR AND MAINTENANCE Total		13,811	9,506	19,929	12,732	16,211	7,197
	07   UTILITIES, MATERIALS AND SUPPLIES	400   Utility Svcs/Heating	25,121	30,406	28,392	31,765	25,110	-3,373
	07   UTILITIES, MATERIALS AND SUPPLIES Total		25,121	30,406	28,392	31,765	25,110	-3,373
	09   ACQUISITION OF MACHINERY AND EQUIPMENT	830   Furniture & Fixtures	1,227	0	0	0	0	0
	09   ACQUISITION OF MACHINERY AND EQUIPMENT Total		1,227	0	0	0	0	0
	12   OTHER SUBSIDIES AND PAYMENTS	570   Prisoners' Expenses	362	1,408	750	1,562	750	-812
		592   Pymts in Lieu of Tax	9,393	9,393	9,830	9,393	9,830	437
	12   OTHER SUBSIDIES AND PAYMENTS Total		9,755	10,802	10,580	10,955	10,580	-375
	OPERATING Total		338,757	370,801	391,175	407,213	387,357	-16,038
CREDITS TO CP								
12   OTHER SUBSIDIES AND PAYMENTS	570   Prisoners' Expenses	0	0	0	-195	0	195	
12   OTHER SUBSIDIES AND PAYMENTS Total		0	0	0	-195	0	195	
CREDITS TO CP Total		0	0	0	-195	0	195	
Chargeable at 100% Total			338,757	370,801	391,175	407,017	387,357	-15,842
Grand Total			3,115,297	3,364,556	4,057,205	3,490,541	3,472,961	566,664

Manual Adjustments								
Row Labels	VOTE	Text	2022 Final	2023 Final	Budget	Actual YTD	Forecast	Variance
Chargeable at 100%	OPERATING	Coding Error	0	0	0	0	0	0
Chargeable at 100% Total			0	0	0	0	0	0
Cost Shared	OPERATING	Balance to Spending Cap	0	0	-77,627	0	0	-77,627
Cost Shared	OPERATING	Coding Error	0	0	0	0	0	0
Cost Shared	OPERATING	PAYE	0	-29,922	0	29,922	29,922	-29,922
Cost Shared Total			0	-29,922	-77,627	29,922	29,922	-107,550
Grand Total			0	-29,922	-77,627	29,922	29,922	-107,550

Indirect Expenditures								
BILLABLE_MUNICIPAL	Category	SubCategory	2022 Final	2023 Final	Budget	Actual YTD	Forecast	Variance
Cost Shared	Category 1: Pension Insurance	Canada Pension Plan	69,787	76,210	86,272	69,425	69,433	16,848
		Company Pension: RM/CM Pensionable Salaries	431,172	448,026	526,296	403,548	402,843	122,748
		Member Employment Insurance	20,655	22,419	25,392	21,392	21,394	4,000
		PS/Reservists Employment Insurance	0	14	0	0	0	0
		Category 1: Pension Insurance Total		521,614	546,669	637,960	494,365	493,670
	Category 2: Support Programs	Divisional Administration	818,807	894,756	1,031,228	899,316	899,418	131,912
		Enhanced Reporting and Accountability	2,310	2,377	2,627	2,165	2,165	462
		Legal Advisory Services	3,668	3,994	4,480	3,739	3,739	741
	Category 2: Support Programs Total		824,785	901,128	1,038,335	905,219	905,323	133,116
	Category 3: National Programs	Cadet Training Program	91,622	95,210	112,486	85,673	85,682	6,127
		Recruiting	25,447	27,456	32,648	26,521	26,524	26,813
	Category 3: National Programs Total		117,070	122,666	145,134	112,194	112,207	32,940
	Category 5: Other Capital Cost Recoveries	Police Reporting and Occurrence System	14,824	15,869	17,634	13,850	13,851	3,785
	Category 5: Other Capital Cost Recoveries Total		14,824	15,869	17,634	13,850	13,851	3,785
Category 6: Other Government Departments	Civilian Review & Complaints Commission	10,512	13,166	14,548	11,987	11,989	2,560	
	Shared Services Canada, Windsor - West Hants	7,220	8,063	7,220	7,220	7,220	0	
Category 6: Other Government Departments Total		17,732	21,229	21,768	19,207	19,209	-2,560	
Cost Shared Total			1,496,025	1,607,560	1,860,831	1,544,835	1,544,259	315,996
Chargeable at 100%	Category 1: Pension Insurance	Canada Pension Plan	7,160	7,652	7,843	7,634	7,621	209
		Company Pension: PS Employees Pensionable Salaries	12,002	11,987	13,839	13,586	14,160	253
		PS/Reservists Employment Insurance	2,548	2,702	2,770	2,830	2,825	-60
	Category 1: Pension Insurance Total		21,710	22,341	24,452	24,050	24,606	402
	Category 4: Accommodations	Cost of Accommodation, Windsor - West Hants	106,263	103,604	103,604	103,604	103,604	0
Category 4: Accommodations Total		106,263	103,604	103,604	103,604	103,604	0	
Chargeable at 100% Total			127,973	125,945	128,057	127,654	128,210	402
Grand Total			1,623,998	1,733,506	1,988,887	1,672,489	1,672,469	316,399

FTEs								
Employee Category	Employee Type	Employee Subcategory	2022 Final	2023 Final	Budget	Actual YTD	Forecast	Variance
Member	CM RM	Civilian Member	0.00000	0.00000	0.00000	0.00000	0.00000	0.00000
		Regular Member	19.59000	19.91000	22.00000	18.12793	18.13000	3.87000
		Reservist	0.00000	0.01000	0.00000	0.00000	0.00000	0.00000
		<b>Member Total</b>	<b>19.59000</b>	<b>19.92000</b>	<b>22.00000</b>	<b>18.12793</b>	<b>18.13000</b>	<b>3.87000</b>
PSE	PS	Indeterminate	2.01000	2.00000	2.00000	1.99326	1.99000	0.01000
<b>PSE Total</b>			<b>2.01000</b>	<b>2.00000</b>	<b>2.00000</b>	<b>1.99326</b>	<b>1.99000</b>	<b>0.01000</b>
<b>Grand Total</b>			<b>21.60000</b>	<b>21.92000</b>	<b>24.00000</b>	<b>20.12119</b>	<b>20.12000</b>	<b>3.88000</b>

Summary								
			2022 Final	2023 Final	Budget	Actual YTD	Forecast	Variance
Cost Shared	Direct Expenditures	OPERATING	2,790,373	2,934,145	3,410,030	2,850,205	2,829,604	559,825
		CAPITAL	-13,833	59,776	256,000	233,628	256,000	22,372
		CREDITS TO CP	0	-165	0	-309	0	309
		NON-RESPONDABLE	0	0	0	0	0	0
		ADJUSTMENTS	0	-29,922	-77,627	29,922	29,922	0
		<b>TOTAL DIRECT</b>	<b>2,776,540</b>	<b>2,963,833</b>	<b>3,588,403</b>	<b>3,113,446</b>	<b>3,115,526</b>	<b>474,956</b>
	<b>TOTAL INDIRECT</b>	<b>1,496,025</b>	<b>1,607,560</b>	<b>1,860,831</b>	<b>1,544,835</b>	<b>1,544,259</b>	<b>315,996</b>	
<b>TOTAL COST SHARED</b>	<b>4,272,565</b>	<b>4,571,393</b>	<b>5,449,233</b>	<b>4,658,281</b>	<b>4,659,785</b>	<b>790,953</b>		
Chargeable at 100%	Direct Expenditures	OPERATING	338,757	370,801	391,175	407,213	387,357	-16,038
		CAPITAL	0	0	0	0	0	0
		CREDITS TO CP	0	0	0	-195	0	195
		NON-RESPONDABLE	0	0	0	0	0	0
		ADJUSTMENTS	0	0	0	0	0	0
		<b>TOTAL DIRECT</b>	<b>338,757</b>	<b>370,801</b>	<b>391,175</b>	<b>407,017</b>	<b>387,357</b>	<b>-15,842</b>
	<b>TOTAL INDIRECT</b>	<b>127,973</b>	<b>125,945</b>	<b>128,057</b>	<b>127,654</b>	<b>128,210</b>	<b>402</b>	
<b>TOTAL CHARGEABLE AT 100%</b>	<b>466,730</b>	<b>496,747</b>	<b>519,232</b>	<b>534,671</b>	<b>515,567</b>	<b>-15,440</b>		
<b>Partner Share</b>			<b>4,312,039</b>	<b>4,611,001</b>	<b>5,423,542</b>	<b>4,727,124</b>	<b>4,709,374</b>	<b>696,417</b>

#### 4. CALLS FOR SERVICE

Calls for Service Include unfounded and unsubstantiated Criminal Code, Federal & Provincial Statutes as well as Assistance to other agencies and by-law enforcement within West Hants District. Calls for service also includes those investigations managed by the Street Crime Enforcement Unit funded by the province through the Additional Officer Program.

2022/2023 FYTD	2023/2024 FYTD	4th Quarter 2022/2023	4th Quarter 2023/2024
5,290	5,097	1,193	1,190

#### 5. WEST HANTS DISTRICT CRIME STATISTICS

**Caveat for the following Data Table:**

*All data are working data and are subject to change through ongoing investigations and data quality measures.*

*Statistics represent first line scoring, consistent with Stats Can. Files marked unfounded and unsubstantiated have been removed. Files marked insufficient evidence to proceed are **included**.*

*Detachment information is parsed from the "Notes" field in the PROS data. If the location was not properly entered in this field, the stat will not be included in the dashboards.*

*Traffic stats and stats coded to Traffic Units have been removed.*



**West Hants**  
**January to March Statistics**

Protected "A"

*(Includes Traffic Services and Occurrences taken by Call Back Unit)*

Type of Crime & Occurrence Type	2024	2023	Amount of Change
<b>Crimes Against Persons</b>			
Offences Related to Death	0	0	0
Sexual Offences	9	7	2
Assault	28	29	-1
Kidnapping/Hostage/Abduction	0	1	-1
Robbery	1	1	0
Extortion / Intimidation	3	3	0
Criminal Harassment	8	5	3
Indecent   Harassing Comm.	4	4	0
Uttering Threats	17	25	-8
<b>Property Crime</b>			
Arson	1	3	-2
Break and Enter	15	13	2
Unlawfully in a Dwelling House	0	0	0
Theft Over	3	3	0
Theft of Motor Vehicle	2	11	-9
Theft of Other MV / Motorcycle	4	1	3
Take MV w/o Consent	0	1	-1
Theft Under	32	31	1
Shoplifting	12	18	-6
Theft (mail, bicycle, et al)	0	0	0
Theft from Motor Vehicle	3	13	-10
Possession of Stolen Goods	4	2	2
Fraud	27	19	8
Identity Theft	0	2	-2
Mischief	47	31	16
<b>Drug Enforcement</b>			
Possession	0	1	-1
Trafficking	2	1	1
Import/Export	0	0	0
Production	0	0	0
Other	2	2	0



**West Hants**  
**January to March Statistics**

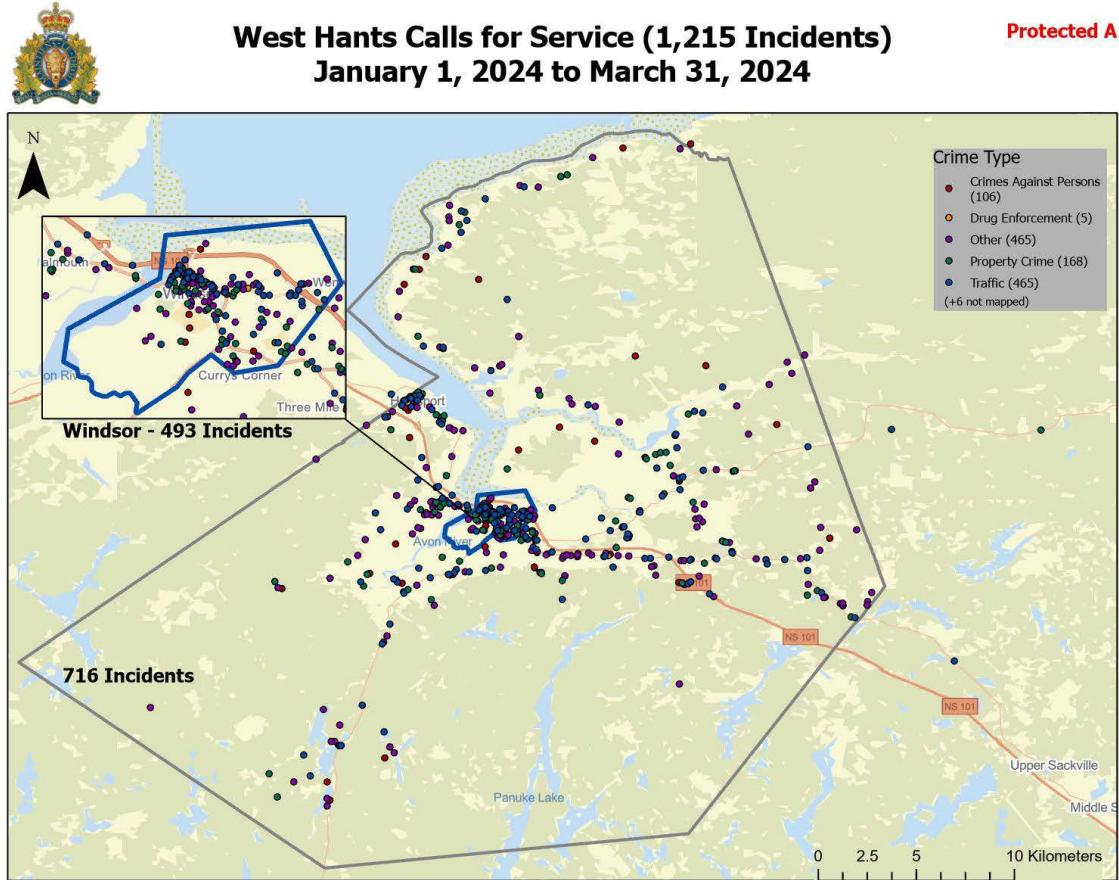
Protected "A"

*(Includes Traffic Services and Occurrences taken by Call Back Unit)*

Type of Crime & Occurrence Type	2024	2023	Amount of Change
<b>Traffic</b>			
Dangerous Op of MV	5	2	3
Impaired by Alcohol	20	7	13
Impaired by Drug	2	2	0
Failure/Refusal	4	0	4
Driving while Disqualified	7	5	2
Fail to Stop or Remain	12	8	4
Seatbelt Violation	37	12	25
Intersection Violation	17	11	6
Speeding Violation	73	44	29
Insurance Violation	18	0	18
Road Side Suspension (Alcohol)	0	0	0
Road Side Suspension (Drug)	0	0	0
Collision - Fatal	0	0	0
Collision - Non - Fatal Injury	3	9	-6
Collision - Reportable	51	27	24
Collision - Non Reportable	31	35	-4
Off-Road Vehicle Collision	3	0	3
Municipal By-laws	1	0	1
Other Traffic Offence/Violation	115	104	11
Other Traffic Related Duties	22	2	20
Checkstop	41	24	17
<b>Other</b>			
911 Call	26	23	3
Breach of Court Order	30	24	6
Liquor Act	7	10	-3
Mental Health Act	57	70	-13
Missing Person	5	17	-12
Municipal Bylaw - Other	3	5	-2
Other	282	293	-11
Suspicious P V P	43	29	14
Trespass At Night	1	0	1
HPA (COVID-19) - Offences only	0	0	0
HPA (COVID-19) - Other activities	0	0	0
QUA (COVID-19) - Offences Only	0	0	0
QUA (COVID-19) - Other Activities	0	0	0
<b>Total Founded &amp; SUI Occurrences</b>	<b>1,140</b>	<b>990</b>	<b>150</b>
<b>Total Occurrences*</b>	<b>1,215</b>	<b>1,063</b>	<b>152</b>

*\*Includes Unfounded and Unsubstantiated*

## 6. CALLS FOR SERVICE MAP (WEST HANTS)



## 7. ROAD SAFETY REPORT

West Hants Road Safety Report (Report Prepared by RCMP Traffic Services Data Analyst Michelle FISHER)

*Purpose:*

*This report is intended to give an overview of collisions and enforcement in Nova Scotia by District/Unit to guide intelligence led policing regarding Road Safety . It you require specific details not contained within this report, please contact the author.*

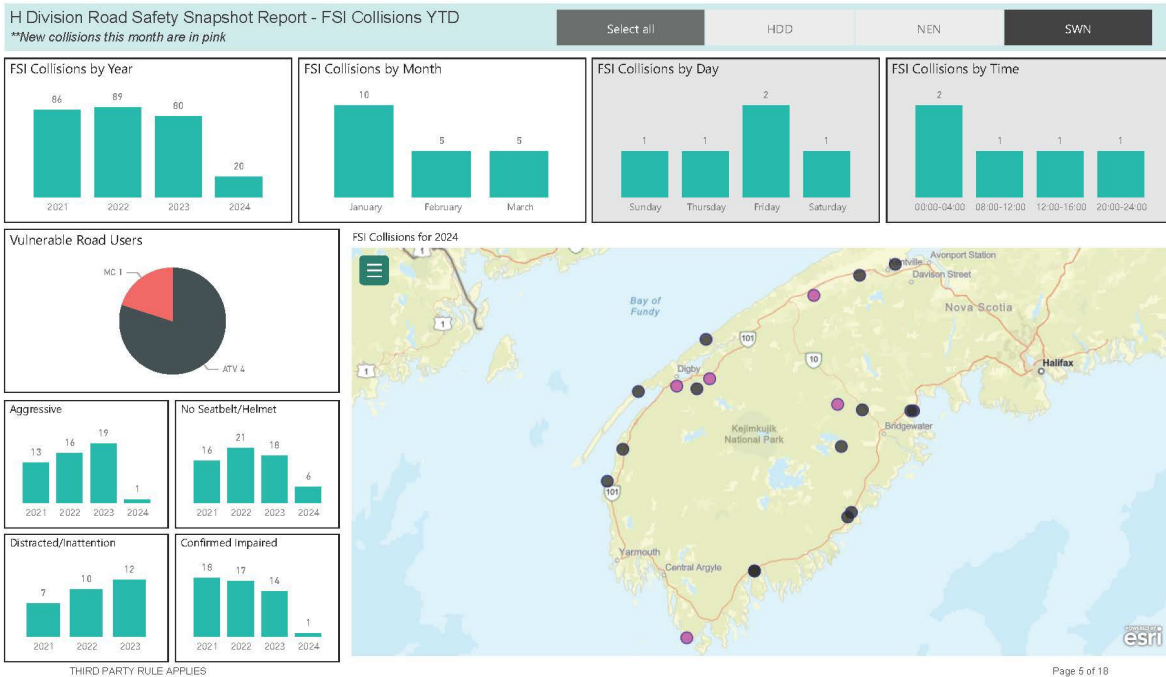
*Limitations:*

*\*Raw data is obtained from PROS, Versadex and PAT as well as submissions from Southwest Nova District (SWN), Northeast Nova District (NEN) and Halifax District (HDD)*

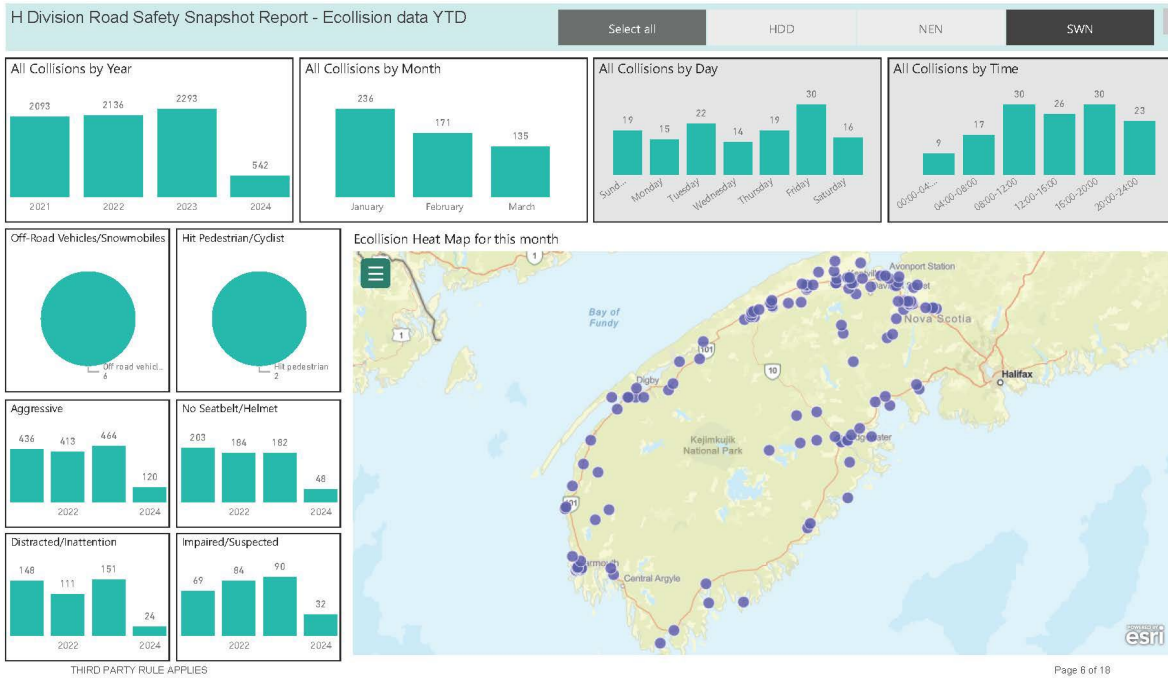
*\*\*Fatal and Serious Injury collision causal factor information is collected from PROS and Versadex as well as Medical Examiner's Reports and CARS reports.*

*\*\*\*All causal factors in this report are based on preliminary findings. Impaired results are waiting for toxicology for confirmation.*

Municipality of West Hants  
 Quarterly Police Report  
 January – March 2024



Municipality of West Hants  
 Quarterly Police Report  
 January – March 2024



- West Hants RCMP Members conducted forty-one check stops at various locations throughout West Hants during this quarter.
- West Hants RCMP Members issued sixty-six summary offence tickets and one hundred forty-seven written warnings during this quarter.
- Traffic Enforcement was conducted in school zones on Highway 14, Brooklyn, and Payzant Drive, Windsor on a regular basis throughout this quarter by the School Safety Resource Officer.
- West Hants RCMP members arrested a 26-year-old male who was a prolific motor vehicle act and property crime offender. This individual was wanted out of several jurisdictions and chargeable for multiple counts of flight from police and dangerous operation of a motor vehicle after members attempted previous vehicle stops where he fled. A drug recognition evaluation was completed to determine impairment by drugs. Multiple Criminal Code and Motor Vehicle Act charges were laid and the accused was remanded into custody.

## 8. GENERAL INVESTIGATION SECTION

- Cst. Dave TRENHOLM (GIS Investigator) continues to represent policing partners in Nova Scotia on the *Nova Scotia Police Intimate Partner Violence Committee*, which was struck to advocate on behalf of policing in Nova Scotia for collaborative training, necessary support and to assist in addressing domestic violence in Nova Scotia. Cst. TRENHOLM attends monthly committee meetings and has completed additional Intimate Partner Violence training as a result.

## 9. SCHOOL SAFETY RESOURCE OFFICER

Cst. Richard COLLINS continues to be very active within West Hants Schools.

- Cst. COLLINS continues to maintain a positive presence within West Hants schools and is responsible for dealing with the majority of occurrences that originate within the schools.
- Cst. COLLINS continues to focus on School Zone Safety and has conducted thirty-one check stops or enforcement initiatives in various school zones throughout West Hants.
- Cst. COLLINS completed presentations on illicit drugs/drug use, risks and legal implications as well as Road Safety to students at multiple schools during this quarter.

- Cst. COLLINS worked with Avon View High School administration in relation to a racially motivated incident. The incident was reviewed and deemed non-criminal in nature.
- Cst. COLLINS attended multiple classes in four West Hants schools with his sled dogs and equipment. Cst. COLLINS discussed physical activities including the Iditarod Dog Race Educational Program as well as careers in the RCMP.
- Cst. COLLINS monitored Lockdown and Evacuation drills at multiple schools including Kings Edgehill School during this quarter.
- In January Cst. COLLINS participated in the Three Mile Plains school reading program for Literacy Week.
- Cst. COLLINS regularly attends school skating events hosted at the West Hants Sports Complex including participating in the Avon View High School Teacher versus Students hockey game at the West Hants Sports Complex. Cst. COLLINS carried his team to a 5-5 draw.

#### **10. STREET CRIME ENFORCEMENT UNIT (SCEU) (PROVINCIAL)**

- One of the two SCEU investigators transferred to another unit effective January, 11<sup>th</sup>, 2024. The position has remained vacant since then. A member has been identified from within West Hants Detachment to move into the SCEU position however due to the number of general duty members who are off duty long term for medical reasons and training commitments this member will remain on general duty until June when resources will be reevaluated.
- West Hants SCEU conducted an investigation into cocaine trafficking during the month of January. Search warrants were executed on a residence in Hants Border. As a result, a quantity of cocaine, methamphetamines and trafficking related paraphernalia was seized. An adult male and two adult females were arrested and charged with trafficking offences.
- During the month of March West Hants SCEU led an investigation into cocaine trafficking in Windsor. During this investigation it should be noted that community members highlighted concerns related to suspicious activities in the same area. Investigators executed a search warrant at a Windsor residence. The subsequent search resulted in the seizure of a quantity of cash, cocaine, prescription pills, psilocybin, and trafficking related materials. An adult male and female were arrested and have been charged with multiple drug trafficking and criminal code offences.
- West Hants SCEU investigator assisted with writing judicial authorizations for a high-risk intimate partner violence investigation where the suspect was evading the police. The suspect was successfully apprehended as a result without incident.

- West Hants SCEU investigator assisted Canada Border Services Agency with an investigation they were conducting related to importing prohibited devices into Canada.
- SCEU investigators attend a monthly intelligence meeting with other SCEU units within Southwest Nova District.

## 11. SIGNIFICANT / NOTEWORTHY

Some significant and noteworthy items this past quarter include the following:

- There were nineteen reported break & enters during this quarter. One resulted in charges being laid, one resulted in the victim declining to proceed with charges. Four were unfounded, the remaining occurrences resulted in insufficient evidence to proceed.
- West Hants Detachment investigated eight incidents of individuals reported missing during this quarter all of whom have been located.
- Eleven sexual offences were reported during this quarter. In four instances charges were laid. Three investigations resulted in insufficient evidence to proceed and one occurrence was determined to be unfounded. Three remain under investigation.
- Members responded to ninety-one motor vehicle collisions during this quarter which includes three off road vehicle collisions. Four resulted in injuries and the remaining collisions resulted in property damage.
- Members conducted thirteen human death investigations during this quarter.
- Members responded to fifty-six calls for service related to individuals experiencing mental health crisis. There is one individual responsible for a portion of mental health related calls as well as additional calls for service for a total of 21 calls for service associated to the same individual during this quarter. West Hants RCMP continues to work with community partners in relation to additional mental health supports and a potential alternate service delivery model for mental health services in West Hants.
- Police dealt with thirty-one incidents of possible impaired driving during this quarter. Charges were laid in twelve instances. Five occurrences were investigated and determined impairment was not a factor. One remains under investigation and the remainder resulted in insufficient evidence to proceed.
- West Hants RCMP continues to work with the West Hants Municipality and other community stakeholders on the West Hants Diversity and Inclusion Committee as well as the Supporting and Promoting Equality in Our Community Committee.

- West Hants Detachment celebrated African Heritage Month again this year by hosting an African Nova Scotian flag raising ceremony on February 1st. Sgt. Tim DOYLE & Cst. Richard COLLINS hosted youth representing West Hants Schools and multiple community members for the third consecutive year. The event was attended by the Commanding Officer for the RCMP in Nova Scotia, A/Comm Dennis DALEY.
- Sgt. Tim DOYLE continues to meet periodically with the local Chamber of Commerce to discuss and address issues that impact the business community and the downtown core.
- Following a report of a hit and run motor vehicle collision on the 101 Highway members located the suspect vehicle which was determined to be stolen out of the Halifax area. The suspect stopped and attempted to steal another vehicle. A twenty-year-old male suspect was subsequently arrested and taken into custody after fighting with police. The suspect Male was subject to a Conditional Sentence Order. The accused was brought to Kentville Court and remanded on new charges while being returned to custody following the revocation of his Conditional Sentence Order
- Members were investigating an impaired driving complaint and located the vehicle and driver. The driver provided a false name and attempted to flee on foot as members were completing their impaired driving investigation. The driver was arrested after a foot pursuit. The driver was charged with three counts of fail to comply with release order, resisting arrest and unauthorized possession of a weapon. The driver was subsequently identified as a 26-year-old male who was under charge by Kings District for multiple significant offences including flight from police where a member was struck.

Respectfully Submitted,

*David FERGUSON*

Staff Sergeant David FERGUSON  
District Commander  
West Hants RCMP



WEST HANTS REGIONAL MUNICIPALITY

POLICE ADVISORY BOARD

April 22, 2024

### **Agenda Item – RCMP Planning & Strategy Session**

Please give thought to and be prepared to discuss setting priorities for policing in West Hants (Planning & Strategy).

RCMP Planning & Strategy is where the RCMP take the feedback from the advisory board members/community and set priorities, targets, etc. that allows the RCMP to tailor their service to meet the needs of the community.

S/Sgt Dave Ferguson will elaborate more at the April 22, 2024 Police Advisory Board meeting; however, hoping this outline provides you with time to come up with ideas and discussion points.